



DROP FORGED EYE BOLTS

Regular, shoulder and screw thread (see page 15) drop forged heat treated steel eye bolts supplied as standard with hot galvanized finish. Machine thread eye bolts are threaded National Course before galvanizing and assembled with hex nuts tapped oversize. Loads are based on a safety factor of 5 to 1. When tested all eye bolts are pulled at a uniform rate of speed in a direct tension.

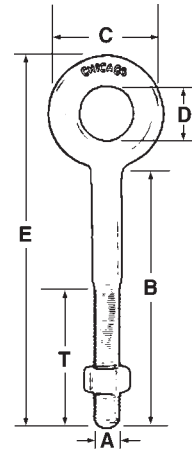
REGULAR - MACHINE THREAD



Diameter (A) & Shank Length (B)	Part No.	Dimensions - Inches				Weight Per 100 pcs	Working Load Limit
		Outside Eye (C)	Inside Eye (D)	Overall Length (E)	Thread Length (T)		
1/4" x 2"	08005 7	1"	1/2"	3"	1-1/2"	6.4	500
1/4" x 3"	08008 8	1"	1/2"	4"	1-1/2"	8	500
1/4" x 4"	08011 8	1"	1/2"	5"	2"	9.3	500
1/4" x 5"	08014 9	1"	1/2"	6"	2-1/2"	10.4	500
1/4" x 6"	08017 0	1"	1/2"	7"	3"	11.8	500
5/16" x 2-1/4"	08022 4	1-1/4"	5/8"	3-1/2"	1-1/2"	12.7	800
5/16" x 3-1/4"	08025 5	1-1/4"	5/8"	4-1/2"	1-1/2"	15	800
5/16" x 4-1/4"	08028 6	1-1/4"	5/8"	5-1/2"	2-1/2"	16.5	800
5/16" x 5"	08031 6	1-1/4"	5/8"	6-1/4"	2-1/2"	18.6	800
5/16" x 6"	08034 7	1-1/4"	5/8"	7-1/4"	3"	24.5	800
3/8" x 2-1/2"	08039 2	1-1/2"	3/4"	4"	1-1/2"	19.2	1200
3/8" x 3"	08042 2	1-1/2"	3/4"	4-1/2"	1-1/2"	21.2	1200
3/8" x 4-1/4"	08045 3	1-1/2"	3/4"	6"	2"	24.4	1200
3/8" x 5"	08048 4	1-1/2"	3/4"	6-1/2"	2-1/2"	27.8	1200
3/8" x 6"	08051 4	1-1/2"	3/4"	7-1/2"	3"	30	1200
3/8" x 8"	08054 5	1-1/2"	3/4"	9-1/2"	4"	36	1200
1/2" x 2"	08059 0	2"	1"	4"	1-7/8"	38.5	2200
1/2" x 3-1/4"	08062 0	2"	1"	5-1/4"	1-1/2"	46	2200
1/2" x 4-1/2"	08065 1	2"	1"	6-1/2"	2"	53	2200
1/2" x 6"	08068 2	2"	1"	8"	3"	60	2200
1/2" x 8"	08071 2	2"	1"	10"	4"	71	2200
1/2" x 10"	08074 3	2"	1"	12"	4"	83	2200
1/2" x 12"	08077 4	2"	1"	14"	4"	96	2200
5/8" x 4-1/2"	08082 8	2-5/16"	1-1/4"	6-13/16"	2"	79	3500
5/8" x 6"	08085 9	2-5/16"	1-1/4"	8-5/16"	3"	96	3500
5/8" x 8"	08088 0	2-5/16"	1-1/4"	10-5/16"	4"	128	3500
5/8" x 10"	08091 0	2-5/16"	1-1/4"	12-5/16"	4"	129.5	3500
5/8" x 12"	08094 1	2-5/16"	1-1/4"	14-5/16"	4"	146	3500
5/8" x 15"	08097 2	2-5/16"	1-1/4"	17-5/16"	6"	168	3500
5/8" x 18"	08100 9	2-5/16"	1-1/4"	20-5/16"	6"	195	3500
5/8" x 24"	08103 0	2-5/16"	1-1/4"	26-5/16"	6"	246	3500
3/4" x 4-1/2"	08108 5	2-3/4"	1-1/2"	7-1/4"	2-1/2"	126	5200
3/4" x 6"	08111 5	2-3/4"	1-1/2"	8-3/4"	3"	160	5200
3/4" x 8"	08114 6	2-3/4"	1-1/2"	10-3/4"	4"	180	5200
3/4" x 10"	08117 7	2-3/4"	1-1/2"	12-3/4"	4"	200	5200
3/4" x 12"	08120 7	2-3/4"	1-1/2"	14-3/4"	4"	233	5200
3/4" x 15"	08123 8	2-3/4"	1-1/2"	17-3/4"	6"	254	5200
3/4" x 18"	08126 9	2-3/4"	1-1/2"	20-3/4"	6"	290	5200
3/4" x 24"	08129 0	2-3/4"	1-1/2"	26-3/4"	6"	369	5200
7/8" x 5"	08134 4	3-1/2"	1-3/4"	8-1/2"	2-1/2"	245	7000
7/8" x 8"	08137 5	3-1/2"	1-3/4"	11-1/2"	4"	296	7000
7/8" x 12"	08140 5	3-1/2"	1-3/4"	15-1/2"	4"	366	7000
7/8" x 18"	08143 6	3-1/2"	1-3/4"	21-1/2"	6"	464	7000
7/8" x 24"	08146 7	3-1/2"	1-3/4"	27-1/2"	6"	556	7000
1" x 6"	08151 1	3-3/4"	2"	9-3/4"	3"	301	10000
1" x 9"	08154 2	3-3/4"	2"	12-3/4"	4"	383	10000
1" x 12"	08157 3	3-3/4"	2"	15-3/4"	4"	450	10000
1" x 18"	08160 3	3-3/4"	2"	21-3/4"	6"	584	10000
1" x 24"	08163 4	3-3/4"	2"	27-3/4"	6"	716	10000

WARNING:
Any deviations such as angular lifts, shock loads, modification of the basic forging, etc., will result in drastically reduced working load limits.

Special shank and thread lengths are also available.



Some sizes also available in Stainless Steel. See page 47.



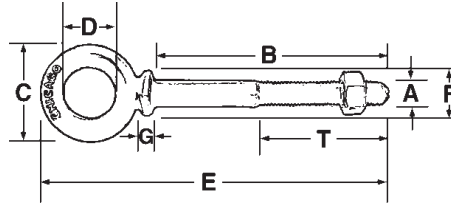
DROP FORGED EYE BOLTS



MACHINE THREAD (As noted on page 14)

WARNING:

Any deviations such as angular lifts, shock loads, modification of the basic forging, etc., will result in drastically reduced working load limits.



SHOULDER

Diameter (A) & Shank Length (B)	Part No.	Dimensions – Inches						Weight Per 100 pcs	Working Load Limit†
		Outside Eye (C)	Inside Eye (D)	Overall Length (E)	Outside Shoulder (F)	Thickness at Shoulder (G)	Thread Length (T)		
1/4" x 2"	08405 5	1"	1/2"	3-1/8"	7/16"	5/64"	1-1/2"	7.4	500
1/4" x 4"	08411 6	1"	1/2"	5-1/8"	7/16"	5/64"	2"	10.7	500
5/16" x 2-1/4"	08422 2	1-1/4"	5/8"	3-5/8"	9/16"	3/32"	1-1/2"	12.9	800
5/16" x 4-1/4"	08428 4	1-1/4"	5/8"	5-5/8"	9/16"	3/32"	2-1/2"	16.8	800
3/8" x 2-1/2"	08439 0	1-1/2"	3/4"	4-1/4"	11/16"	1/8"	1-1/2"	21	1200
3/8" x 4-1/2"	08445 1	1-1/2"	3/4"	6-1/4"	11/16"	1/8"	2"	29	1200
1/2" x 2"	08459 8	2"	1"	4-5/16"	7/8"	5/32"	1-7/8"	44	2200
1/2" x 3-1/4"	08462 8	2"	1"	5-1/2"	7/8"	5/32"	1-1/2"	46	2200
1/2" x 6"	08468 0	2"	1"	8-1/4"	7/8"	5/32"	3"	63	2200
5/8" x 4-1/2"	08482 6	2-5/16"	1-1/4"	7-1/4"	1-1/8"	13/64"	2"	99	3500
5/8" x 6"	08485 7	2-5/16"	1-1/4"	8-9/16"	1-1/8"	13/64"	3"	103	3500
3/4" x 4-1/2"	08508 3	2-3/4"	1-1/2"	7-3/4"	1-3/8"	1/4"	2-1/2"	152	5200
3/4" x 6"	08511 3	2-3/4"	1-1/2"	9-1/8"	1-3/8"	1/4"	3"	166	5200
7/8" x 5"	08534 2	3-1/2"	1-3/4"	9-1/4"	1-1/2"	9/32"	2-1/2"	222	7000
7/8" x 8"	08537 3	3-1/2"	1-3/4"	12-1/8"	1-1/2"	9/32"	4"	269	7000
1" x 6"	08551 9	3-3/4"	2"	10-1/2"	1-3/4"	5/16"	3"	331	10000
1" x 9"	08554 0	3-3/4"	2"	13-1/4"	1-3/4"	5/16"	4"	404	10000

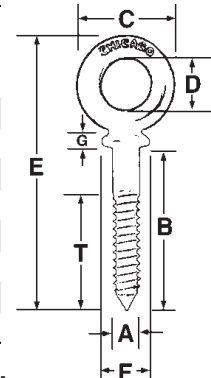


† Loads are based on a safety factor of 5 to 1. Some sizes also available in Stainless Steel. See page 47. Special shank and thread lengths are also available.

SCREW THREAD EYE BOLTS

REGULAR

Diameter (A) & Shank Length (B)	Part No.	Dimensions – Inches				Weight Per 100
		Outside Eye (C)	Inside Eye (D)	Overall Length (E)	Thread Length (T)	
1/4" x 2"	08805 3	1"	1/2"	3"	1-1/2"	5.3
5/16" x 2-1/4"	08810 7	1-1/4"	5/8"	3-1/2"	1-5/8"	9
3/8" x 2-1/2"	08815 2	1-1/2"	3/4"	4"	1-3/4"	16
1/2" x 3-1/4"	08820 6	2"	1"	5-1/4"	2-1/8"	39
5/8" x 4-1/2"	08825 1	2-5/16"	1-1/4"	6-13/16"	2-1/2"	67
3/4" x 4-1/2"	08830 5	2-3/4"	1-1/2"	7-1/4"	3"	108
7/8" x 5"	08835 0	3-1/2"	1-3/4"	8-1/4"	3-1/4"	166
1" x 6"	08840 4	3-3/4"	2"	9-3/4"	3-1/2"	265



Screw eye bolts supplied with cone points – lag screw thread.



SHOULDER

Diameter (A) & Shank Length (B)	Part No.	Dimensions – Inches						Weight Per 100 pcs
		Outside Eye (C)	Inside Eye (D)	Overall Length (E)	Outside Shoulder (F)	Thickness at Shoulder (G)	Thread Length (T)	
1/4" x 2"	08905 0	1"	1/2"	3-1/8"	7/16"	5/64"	1-1/2"	6.7
5/16" x 2-1/4"	08910 4	1-1/4"	5/8"	3-3/4"	9/16"	3/32"	1-5/8"	12
3/8" x 2-1/2"	08915 9	1-1/2"	3/4"	4-1/4"	11/16"	1/8"	1-3/4"	19
1/2" x 3-1/4"	08920 3	2"	1"	5-1/2"	7/8"	5/32"	2-1/8"	42
5/8" x 4-1/2"	08925 8	2-5/16"	1-1/4"	7-1/4"	1-1/8"	13/64"	2-1/2"	86
3/4" x 4-1/2"	08930 2	2-3/4"	1-1/2"	7-3/4"	1-3/8"	1/4"	3"	120
7/8" x 5"	08935 7	3-1/2"	1-3/4"	9"	1-1/2"	9/32"	3-1/4"	189
1" x 6"	08940 1	3-3/4"	2"	10-1/2"	1-3/4"	5/16"	3-1/2"	297

