



sales@rcfastener.com

Phn #623-516-1551

FASTENERS & COMPONENTS^{INC}

STEEL PRODUCTS	PAGE #
-----------------------	---------------

REFERENCE INFORMATION.....	2-3
STEEL JIC 37° FLARE FITTINGS.....	4-12
STEEL SAE O-RING ADAPTERS.....	13-14
STEEL PIPE FITTINGS.....	15-18
STEEL PIPE SWIVEL FITTINGS.....	19-21
STEEL BEADED HOSE FITTINGS.....	22
STEEL O-RING FACE SEAL ADAPTERS.....	23-26
STEEL METRIC & BSPP ADAPTERS.....	27-29
SPLIT FLANGE ADAPTERS (C61 & C62).....	30
SPLIT FLANGES & FLANGE PADS (C61).....	31-32
SPLIT FLANGES & FLANGE PADS (C62).....	33-34
STEEL 3000 psi LIVE SWIVELS.....	35-36

MISCELLANEOUS PRODUCTS	PAGE #
-------------------------------	---------------

HYDRAULIC QUICK COUPLINGS.....	37-38
HOSE CLAMPS.....	39
NYLOTEK—NYLON HOSE SLEEVE.....	40
CAM & GROOVE COUPLINGS.....	41-42

BRASS PRODUCTS	PAGE #
-----------------------	---------------

BRASS HOSE BARB FITTINGS.....	43
BRASS HOSE BARB FERRULES.....	44
BRASS PUSH-ON HOSE BARB FITTINGS.....	45
BRASS GARDEN HOSE FITTINGS.....	46
BRASS PIPE ADAPTERS.....	47-49
BRASS SAE 45° ADAPTERS.....	50-51
BRASS COMPRESSION FITTINGS.....	52-54
BRASS POLY-FLOW FITTINGS.....	55-56
BRASS POLY-PUSH FITTINGS.....	56-57
BRASS AIR BRAKE FITTINGS.....	58-59
BRASS PUSH-IN D.O.T. FITTINGS.....	59-60
CROSS REFERENCE & SAE CHARTS.....	61-63

REFERENCE INFORMATION

Hydraulic Tube Fittings and Pressure Ratings

Material: Carbon Steel, zinc plated with yellow dichromate per ASTM B633-98

All of the hydraulic tube fittings in this catalog conform to the performance requirements that are specified in SAE J514, SAE J518, J1453 Style B Dovetail Groove, SAE J1926/ISO 11926 and related standards. Beaded hose fittings conform to SAE J1231 and are intended for suction lines where the operating psi is 300 or less.

The working pressure ratings listed below are based on a 4:1 design safety factor for minimum burst. S.A.E. recommends maximum operating pressures which provide a 4:1 safety factor.

The rated working pressure for any fitting is based on the lowest pressure rated fitting end. As an example, a fitting with size 8 (1/2") male 37° end with a size 6 (3/8") male NPTF on the other side would be considered to have a burst pressure of 16,000 psi. The rated working pressure for that fitting would be 4,000 psi.

Ordering Information

The size of fittings are indicated by a dash number relating to sixteenths of an inch for the nominal O.D. of the tube size used. Example: 3/4 inch tube = 12/16 or a (12) size.

Order example: 2404-8-6 has a 1/2" tube end (3/4-16 thread pitch) and a 3/8" male pipe end (3/8-18 thread pitch).

PRESSURE PERFORMANCE DATA (PSI BURST)

DASH SIZE	MALE JIC	FEMALE JIC SW	MALE NPTF	FEMALE NPTF	FEMALE NPTFSW	MALE O-RING	O-RING ADJ.	FEMALE O-RING	ORFS M & F
02	20,000	20,000	20,000	20,000	20,000	20,000	20,000	20,000	—
03	20,000	20,000	—	—	—	20,000	20,000	20,000	—
04	20,000	18,000	20,000	20,000	18,000	20,000	18,000	20,000	24,000
05	20,000	16,000	—	—	—	20,000	16,000	20,000	—
06	20,000	16,000	16,000	16,000	16,000	20,000	16,000	20,000	24,000
08	18,000	16,000	12,000	12,000	16,000	18,000	16,000	18,000	24,000
10	14,000	12,000	—	—	—	14,000	12,000	14,000	24,000
12	14,000	12,000	10,000	10,000	12,000	14,000	12,000	14,000	24,000
14	12,000	10,000	—	—	—	12,000	10,000	12,000	—
16	12,000	10,000	8,000	8,000	10,000	12,000	10,000	12,000	24,000
20	10,000	8,000	4,600	4,600	8,000	10,000	8,000	10,000	16,000
24	8,000	6,000	4,000	4,000	6,000	8,000	6,000	8,000	16,000
32	6,000	4,500	4,000	4,000	4,500	6,000	—	—	—

REFERENCE INFORMATION

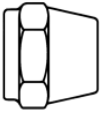
THREAD CHART


DASH SIZE	TUBE OD	PIPE	JIC/ORING	ORFS	45° FLARE	C61 O.D.	C62 O.D.
02	1/8	1/8-27	5/16-24	—	5/16-24	—	—
03	3/16	—	3/8-24	—	3/8-24	—	—
04	1/4	1/4-18	7/16-20	9/16-18	7/16-20	—	—
05	5/16	—	1/2-20	—	1/2-20	—	—
06	3/8	3/8-18	9/16-18	11/16-16	5/8-18	—	—
07	7/16	—	—	—	11/16-16	—	—
08	1/2	1/2-14	3/4-16	13/16-16	3/4-16	1.19"	1.25"
10	5/8	—	7/8-14	1-14	7/8-14	—	—
12	3/4	3/4-14	1 1/16-12	1 3/16-12	1 1/16-14	1.50"	1.62"
14	7/8	—	1 3/16-12	—	—	—	—
16	1	1-11 1/2	1 5/16-12	1 7/16-12	—	1.75"	1.88"
20	1 1/4	1 1/4-11 1/2	1 5/8-12	1 11/16-12	—	2.00"	2.12"
24	1 1/2	1 1/2-11 1/2	1 7/8-12	2-12	—	2.38"	2.50"
32	2	2-11 1/2	2 1/2-12	—	—	2.81"	3.12"

METRIC & BSPP/BSPT THREAD

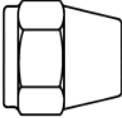
DASH SIZE	BSPP/ BSPT	METRIC PORT
02	1/8-28	—
03	—	—
04	1/4-19	—
05	—	—
06	3/8-19	—
08	1/2-14	—
10	—	10 X 1.0
12	3/4-14	12 X 1.5
14	—	14 X 1.5
16	1-11	16 X 1.5
18	—	18 X 1.5
20	1 1/4-11	20 X 1.5
22	—	22 X 1.5
24	1 1/2-11	24 X 1.5
26	—	26 X 1.5
27	—	27 X 2.0
30	—	30 X 2.0
32	2-11	—
33	—	33 X 2.0
34	—	34 X 1.5
36	—	36 X 1.5
40	—	40 X 1.5
42	—	42 X 2.0
45	—	45 X 1.5
48	—	48 X 2.0
52	—	52 X 2.0


Steel Jic 37° Flare Fittings


	302 SHORT NUT
PART #	TUBE O.D.
302-04	1/4
302-05	5/16
302-06	3/8
302-08	1/2
302-10	5/8
302-12	3/4
302-16	1
302-20	1 1/4
302-24	1 1/2

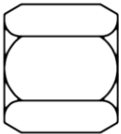
	306 BULKHEAD LOCK NUT
PART #	TUBE O.D.
306-04	1/4
306-05	5/16
306-06	3/8
306-08	1/2
306-10	5/8
306-12	3/4
306-14	7/8
306-16	1
306-20	1 1/4
306-24	1 1/2
306-32	2

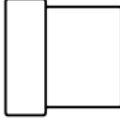
319 JIC TUBE SLEEVE CONTINUED...	
PART #	TUBE O.D.
319-12	3/4
319-14	7/8
319-16	1
319-20	1 1/4
319-24	1 1/2
319-32	2


	304 LONG NUT
PART #	TUBE O.D.
304-04	1/4
304-05	5/16
304-06	3/8
304-08	1/2
304-10	5/8
304-12	3/4
304-16	1
304-20	1 1/4
304-24	1 1/2

	318 JIC TUBE NUT
PART #	TUBE O.D.
318-03	3/16
318-04	1/4
318-05	5/16
318-06	3/8
318-08	1/2
318-10	5/8
318-12	3/4
318-14	7/8
318-16	1
318-20	1 1/4
318-24	1 1/2
318-32	2

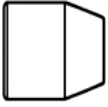
	403 BRAZE-ON TO JIC
PART #	TUBE O.D.
403-04-04	1/4
403-06-06	3/8
403-08-08	1/2
403-10-10	5/8
403-12-12	3/4
403-16-16	1
403-20-20	1 1/4
403-24-24	1 1/2

	304-C CAP NUT
PART #	TUBE O.D.
304C-04	1/4
304C-05	5/16
304C-06	3/8
304C-08	1/2
304C-10	5/8
304C-12	3/4
304C-14	7/8
304C-16	1
304C-20	1 1/4
304C-24	1 1/2
304C-32	2

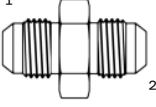
	319 JIC TUBE SLEEVE
PART #	TUBE O.D.
319-03	3/16
319-04	1/4
319-05	5/16
319-06	3/8
319-08	1/2
319-10	5/8
CONTINUED...	

	518* "NO FLARE" TUBE NUT
PART #	TUBE O.D.
518-04	1/4
518-05	5/16
518-06	3/8
518-08	1/2
518-10	5/8
518-12	3/4
518-16	1
518-20	1 1/4
518-24	1 1/2

Steel Jic 37° Flare Fittings



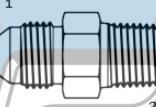
519* "NO FLARE" TUBE SLEEVE	
<u>PART #</u>	<u>TUBE O.D.</u>
519-04	1/4
519-05	5/16
519-06	3/8
519-08	1/2
519-10	5/8
519-12	3/4
519-16	1
519-20	1 1/4
519-24	1 1/2



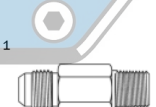
2403-LH MJ-MJ LARGE HEX UNION		
<u>PART #</u>	<u>(M) JIC</u>	<u>(M) JIC</u>
2403-LH-04	1/4	1/4
2403-LH-05	5/16	5/16
2403-LH-06	3/8	3/8
2403-LH-08	1/2	1/2
2403-LH-10	5/8	5/8
2403-LH-12	3/4	3/4
2403-LH-16	1	1

2404 MJ-MP CONNECTOR CONTINUED...		
<u>PART #</u>	<u>(M) JIC</u>	<u>(M) PIPE</u>
2404-20-24	1 1/4	1 1/2
2404-24-16	1 1/2	1
2404-24-20	1 1/2	1 1/4
2404-24-24	1 1/2	1 1/2
2404-24-32	1 1/2	2
2404-32-16	2	1
2404-32-20	2	1 1/4
2404-32-24	2	1 1/2
2404-32-32	2	2

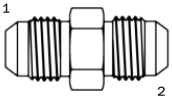
*518 and 519 "No Flare" nuts and sleeves when used with JIC Tube Fittings will create flareless tube fittings.



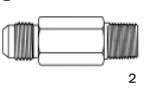
2404 MJ-MP CONNECTOR		
<u>PART #</u>	<u>(M) JIC</u>	<u>(M) PIPE</u>
2404-03-02	3/16	1/8
2404-04-02	1/4	1/8
2404-04-04	1/4	1/4
2404-04-06	1/4	3/8
2404-04-08	1/4	1/2
2404-05-02	5/16	1/8
2404-05-04	5/16	1/4
2404-05-06	5/16	3/8
2404-06-02	3/8	1/8
2404-06-04	3/8	1/4
2404-06-06	3/8	3/8
2404-06-08	3/8	1/2
2404-06-12	3/8	3/4
2404-08-04	1/2	1/4
2404-08-06	1/2	3/8
2404-08-08	1/2	1/2
2404-08-12	1/2	3/4
2404-08-16	1/2	1
2404-10-06	5/8	3/8
2404-10-08	5/8	1/2
2404-10-12	5/8	3/4
2404-12-06	3/4	3/8
2404-12-08	3/4	1/2
2404-12-12	3/4	3/4
2404-12-16	3/4	1
2404-12-20	3/4	1 1/4
2404-16-12	1	3/4
2404-16-16	1	1
2404-16-20	1	1 1/4
2404-16-24	1	1 1/2
2404-20-12	1 1/4	3/4
2404-20-16	1 1/4	1
2404-20-20	1 1/4	1 1/4



2404-L MJ-MP LONG CONNECTOR		
<u>PART #</u>	<u>(M) JIC</u>	<u>(M) PIPE</u>
2404-L-04-04	1/4	1/4
2404-L-06-04	3/8	1/4
2404-L-06-06	3/8	3/8
2404-L-08-06	1/2	3/8
2404-L-08-08	1/2	1/2
2404-L-12-12	3/4	3/4
2404-L-16-16	1	1
2404-L-20-20	1 1/4	1 1/4



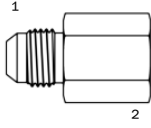
2403 MJ-MJ UNION		
<u>PART #</u>	<u>(M) JIC</u>	<u>(M) JIC</u>
2403-03-03	3/16	3/16
2403-04-04	1/4	1/4
2403-05-04	5/16	1/4
2403-05-05	5/16	5/16
2403-06-04	3/8	1/4
2403-06-05	3/8	5/16
2403-06-06	3/8	3/8
2403-08-04	1/2	1/4
2403-08-06	1/2	3/8
2403-08-08	1/2	1/2
2403-10-06	5/8	3/8
2403-10-08	5/8	1/2
2403-10-10	5/8	5/8
2403-12-08	3/4	1/2
2403-12-12	3/4	3/4
2403-14-14	7/8	7/8
2403-16-12	1	3/4
2403-16-16	1	1
2403-20-16	1 1/4	1
2403-20-20	1 1/4	1 1/4
2403-24-24	1 1/2	1 1/2
2403-32-32	2	2



2404-LL MJ-MP X-LONG CONNECTOR		
<u>PART #</u>	<u>(M) JIC</u>	<u>(M) PIPE</u>
2404-LL-04-04	1/4	1/4
2404-LL-06-04	3/8	1/4
2404-LL-06-06	3/8	3/8
2404-LL-08-06	1/2	3/8
2404-LL-08-08	1/2	1/2
2404-LL-12-12	3/4	3/4
2404-LL-16-16	1	1
2404-LL-20-20	1 1/4	1 1/4

CONTINUED...

Steel Jic 37° Flare Fittings

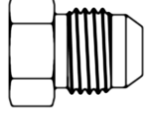


2405
MJ-FP
CONNECTOR

PART #	(M) JIC	(F) PIPE
2405-04-02	1/4	1/8
2405-04-04	1/4	1/4
2405-05-02	5/16	1/8
2405-05-04	5/16	1/4
2405-06-04	3/8	1/4
2405-06-06	3/8	3/8
2405-06-08	3/8	1/2
2405-08-04	1/2	1/4
2405-08-06	1/2	3/8
2405-08-08	1/2	1/2
2405-10-06	5/8	3/8
2405-10-08	5/8	1/2
2405-12-08	3/4	1/2
2405-12-12	3/4	3/4
2405-14-12	7/8	3/4
2405-16-12	1	3/4
2405-16-16	1	1
2405-20-16	1 1/4	1
2405-20-20	1 1/4	1 1/4
2405-24-24	1 1/2	1 1/2
2405-32-32	2	2

2406
FJ-MJ REDUCER/EXPANDER
CONTINUED...

PART #	(F) JIC	(M) JIC
2406-16-08	1	1/2
2406-16-10	1	5/8
2406-16-12	1	3/4
2406-16-20	1	1 1/4
2406-20-12	1 1/4	3/4
2406-20-16	1 1/4	1
2406-20-24	1 1/4	1 1/2
2406-24-12	1 1/2	3/4
2406-24-16	1 1/2	1
2406-24-20	1 1/2	1 1/4
2406-32-16	2	1
2406-32-20	2	1 1/4
2406-32-24	2	1 1/2



2408
JIC TUBE PLUG

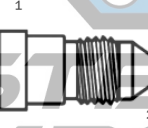
PART #	TUBE O.D.
2408-03	3/16
2408-04	1/4
2408-05	5/16
2408-06	3/8
2408-08	1/2
2408-10	5/8
2408-12	3/4
2408-14	7/8
2408-16	1
2408-20	1 1/4
2408-24	1 1/2
2408-32	2



2406
FJ-MJ
REDUCER/EXP

PART #	(F) JIC	(M) JIC
2406-05-04	5/16	1/4
2406-06-04	3/8	1/4
2406-06-05	3/8	5/16
2406-06-08	3/8	1/2
2406-08-04	1/2	1/4
2406-08-06	1/2	3/8
2406-08-10	1/2	5/8
2406-08-12	1/2	3/4
2406-10-04	5/8	1/4
2406-10-06	5/8	3/8
2406-10-08	5/8	1/2
2406-10-12	5/8	3/4
2406-12-04	3/4	1/4
2406-12-06	3/4	3/8
2406-12-08	3/4	1/2
2406-12-10	3/4	5/8
2406-12-16	3/4	1
2406-14-12	7/8	3/4
2406-16-06	1	3/8

CONTINUED...

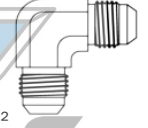


2407*
FJ-MJ
REDUCER/EXP

PART #	(F) JIC	(M) JIC
2407-06-04	3/8	1/4
2407-08-06	1/2	3/8
2407-10-06	5/8	3/8
2407-10-08	5/8	1/2
2407-12-06	3/4	3/8
2407-12-08	3/4	1/2
2407-16-08	1	1/2
2407-16-12	1	3/4
2407-20-12	1 1/4	3/4
2407-20-16	1 1/4	1
2407-24-20	1 1/2	1 1/4

***2407 Reducer is a two-piece assembly which requires a 318 nut as shown on Page 4 for a complete part.**

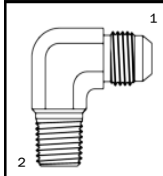
The 2407 part number is priced with a nut included. If nut is not needed please specify when ordering.



2500
MJ-MJ
ELBOW 90°

PART #	(M) JIC	(M) JIC
2500-04-04	1/4	1/4
2500-05-05	5/16	5/16
2500-06-04	3/8	1/4
2500-06-06	3/8	3/8
2500-08-06	1/2	3/8
2500-08-08	1/2	1/2
2500-10-08	5/8	1/2
2500-10-10	5/8	5/8
2500-12-08	3/4	1/2
2500-12-12	3/4	3/4
2500-14-14	7/8	7/8
2500-16-12	1	3/4
2500-16-16	1	1
2500-20-20	1 1/4	1 1/4
2500-24-24	1 1/2	1 1/2
2500-32-32	2	2

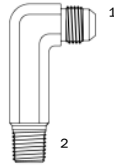
Steel Jic 37° Flare Fittings



2501

MJ-MP
ELBOW 90°

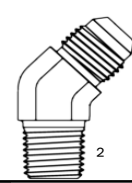
PART #	(M) JIC	(M) PIPE
2501-03-02	3/16	1/8
2501-04-02	1/4	1/8
2501-04-04	1/4	1/4
2501-04-06	1/4	3/8
2501-04-08	1/4	1/2
2501-05-02	5/16	1/8
2501-05-04	5/16	1/4
2501-05-06	5/16	3/8
2501-06-02	3/8	1/8
2501-06-04	3/8	1/4
2501-06-06	3/8	3/8
2501-06-08	3/8	1/2
2501-06-12	3/8	3/4
2501-08-04	1/2	1/4
2501-08-06	1/2	3/8
2501-08-08	1/2	1/2
2501-08-12	1/2	3/4
2501-10-06	5/8	3/8
2501-10-08	5/8	1/2
2501-10-12	5/8	3/4
2501-12-08	3/4	1/2
2501-12-12	3/4	3/4
2501-12-16	3/4	1
2501-14-12	7/8	3/4
2501-16-12	1	3/4
2501-16-16	1	1
2501-16-20	1	1 1/4
2501-20-16	1 1/4	1
2501-20-20	1 1/4	1 1/4
2501-20-24	1 1/4	1 1/2
2501-24-20	1 1/2	1 1/4
2501-24-24	1 1/2	1 1/2
2501-32-32	2	2



2501-LL

MJ-MP ELBOW
90° EXTRA LONG

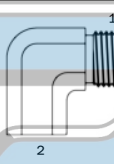
PART #	(M) JIC	(M) PIPE
2501-LL-04-02	1/4	1/8
2501-LL-04-04	1/4	1/4
2501-LL-05-04	5/16	1/4
2501-LL-06-04	3/8	1/4
2501-LL-06-06	3/8	3/8
2501-LL-08-06	1/2	3/8
2501-LL-08-08	1/2	1/2
2501-LL-10-08	5/8	1/2
2501-LL-12-12	3/4	3/4
2501-LL-16-16	1	1



2503

MJ-MP
ELBOW 45°


PART #	(M) JIC	(M) PIPE
2503-03-02	3/16	1/8
2503-04-02	1/4	1/8
2503-04-04	1/4	1/4
2503-05-02	5/16	1/8
2503-05-04	5/16	1/4
2503-06-02	3/8	1/8
2503-06-04	3/8	1/4
2503-06-06	3/8	3/8
2503-06-08	3/8	1/2
2503-08-04	1/2	1/4
2503-08-06	1/2	3/8
2503-08-08	1/2	1/2
2503-08-12	1/2	3/4
2503-10-06	5/8	3/8
2503-10-08	5/8	1/2
2503-10-12	5/8	3/4
2503-12-08	3/4	1/2
2503-12-12	3/4	3/4
2503-12-16	3/4	1
2503-14-12	7/8	3/4
2503-16-12	1	3/4
2503-16-16	1	1
2503-16-20	1	1 1/4
2503-20-20	1 1/4	1 1/4
2503-24-24	1 1/2	1 1/2
2503-32-32	2	2



2502

MJ-FP
ELBOW 90°

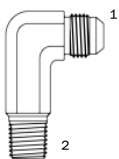
PART #	(M) JIC	(F) PIPE
2502-04-02	1/4	1/8
2502-04-04	1/4	1/4
2502-05-02	5/16	1/8
2502-05-04	5/16	1/4
2502-06-02	3/8	1/8
2502-06-04	3/8	1/4
2502-06-06	3/8	3/8
2502-06-08	3/8	1/2
2502-08-04	1/2	1/4
2502-08-06	1/2	3/8
2502-08-08	1/2	1/2
2502-08-12	1/2	3/4
2502-10-08	5/8	1/2
2502-10-12	5/8	3/4
2502-12-08	3/4	1/2
2502-12-12	3/4	3/4
2502-16-12	1	3/4
2502-16-16	1	1
2502-20-20	1 1/4	1 1/4
2502-24-24	1 1/2	1 1/2
2502-32-32	2	2



2504

MJ-MJ
ELBOW 45°

PART	(M) JIC	(M) JIC
2504-04-04	1/4	1/4
2504-06-06	3/8	3/8
2504-08-08	1/2	1/2
2504-10-10	5/8	5/8
2504-12-12	3/4	3/4
2504-16-16	1	1

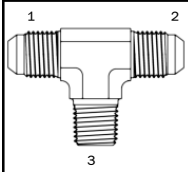


2501-L

MJ-MP
ELBOW 90° LONG

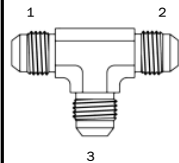
PART #	(M) JIC	(M) PIPE
2501-L-04-02	1/4	1/8
2501-L-04-04	1/4	1/4
2501-L-05-04	5/16	1/4
2501-L-06-04	3/8	1/4
2501-L-06-06	3/8	3/8
2501-L-08-06	1/2	3/8
2501-L-08-08	1/2	1/2
2501-L-10-08	5/8	1/2
2501-L-12-12	3/4	3/4
2501-L-16-16	1	1

Steel Jic 37° Flare Fittings



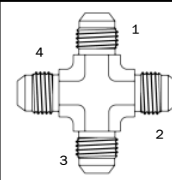
2601
MJ-MJ-MP
BRANCH TEE

PART #	(M) JIC	(M) PIPE
2601-04-04-02	1/4	1/8
2601-04-04-04	1/4	1/4
2601-05-05-02	5/16	1/8
2601-05-05-04	5/16	1/4
2601-06-06-04	3/8	1/4
2601-06-06-06	3/8	3/8
2601-08-08-06	1/2	3/8
2601-08-08-08	1/2	1/2
2601-10-10-08	5/8	1/2
2601-12-12-08	3/4	1/2
2601-12-12-12	3/4	3/4
2601-14-14-12	7/8	3/4
2601-16-16-12	1	3/4
2601-16-16-16	1	1
2601-20-20-20	1 1/4	1 1/4



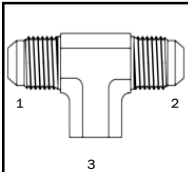
2603
MJ-MJ-MJ
UNION TEE

PART #	(M) JIC
2603-04	1/4
2603-05	5/16
2603-06	3/8
2603-08	1/2
2603-10	5/8
2603-12	3/4
2603-14	7/8
2603-16	1
2603-20	1 1/4
2603-24	1 1/2
2603-32	2



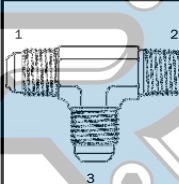
2650
MJ-MJ-MJ-MJ
UNION CROSS

PART #	(M) JIC
2650-04	1/4
2650-05	5/16
2650-06	3/8
2650-08	1/2
2650-10	5/8
2650-12	3/4
2650-16	1
2650-20	1 1/4
2650-24	1 1/2



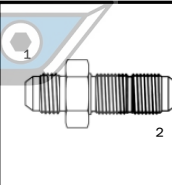
2602
MJ-MJ-FP
BRANCH TEE

PART #	(M) JIC	(F) PIPE
2602-04-04-02	1/4	1/8
2602-04-04-04	1/4	1/4
2602-05-05-02	5/16	1/8
2602-05-05-04	5/16	1/4
2602-06-06-04	3/8	1/4
2602-06-06-06	3/8	3/8
2602-08-08-06	1/2	3/8
2602-08-08-08	1/2	1/2
2602-10-10-08	5/8	1/2
2602-12-12-08	3/4	1/2
2602-12-12-12	3/4	3/4
2602-14-14-12	7/8	3/4
2602-16-16-12	1	3/4
2602-16-16-16	1	1
2602-20-20-20	1 1/4	1 1/4



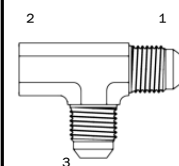
2605
MJ-MP-MJ
RUN TEE

PART #	(M) JIC	(M) PIPE
2605-04-02-04	1/4	1/8
2605-04-04-04	1/4	1/4
2605-05-02-05	5/16	1/8
2605-05-04-05	5/16	1/4
2605-06-04-06	3/8	1/4
2605-06-06-06	3/8	3/8
2605-08-06-08	1/2	3/8
2605-08-08-08	1/2	1/2
2605-10-08-10	5/8	1/2
2605-12-12-12	3/4	3/4
2605-16-12-16	1	3/4
2605-16-16-16	1	1
2605-20-20-20	1 1/4	1 1/4
2605-24-24-24	1 1/2	1 1/2



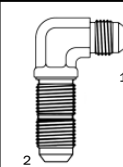
2700
MJ-MJ
BULKHEAD

PART #	(M) JIC
2700-04-04	1/4
2700-05-05	5/16
2700-06-06	3/8
2700-08-08	1/2
2700-10-10	5/8
2700-12-12	3/4
2700-14-14	7/8
2700-16-16	1
2700-20-20	1 1/4
2700-24-24	1 1/2



2606
MJ-FP-MJ
RUN TEE

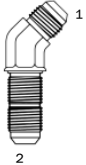
PART #	(M) JIC	(F) PIPE
2606-04-04-04	1/4	1/4
2606-06-04-06	3/8	1/4
2606-08-06-08	1/2	3/8
2606-10-08-10	5/8	1/2
2606-12-12-12	3/4	3/4
2606-16-16-16	1	1



2701
MJ-MJ BULKHEAD
ELBOW 90°

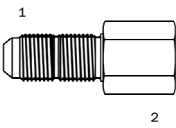
PART #	(M) JIC
2701-04-04	1/4
2701-05-05	5/16
2701-06-06	3/8
2701-08-08	1/2
2701-10-10	5/8
2701-12-12	3/4
2701-14-14	7/8
2701-16-16	1
2701-20-20	1 1/4
2701-24-24	1 1/2

Steel Jic 37° Flare Fittings



2702
MJ-MJ BULKHEAD
ELBOW 45°

PART #	(M) JIC
2702-04-04	1/4
2702-05-05	5/16
2702-06-06	3/8
2702-08-08	1/2
2702-10-10	5/8
2702-12-12	3/4
2702-14-14	7/8
2702-16-16	1
2702-20-20	1 1/4
2702-24-24	1 1/2



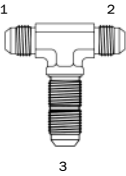
2705
MJ-FP
BULKHEAD

PART #	(M) JIC	(F) PIPE
2705-04-02	1/4	1/8
2705-04-04	1/4	1/4
2705-05-02	5/16	1/8
2705-06-04	3/8	1/4
2705-06-06	3/8	3/8
2705-08-06	1/2	3/8
2705-08-08	1/2	1/2
2705-10-08	5/8	1/2
2705-12-12	3/4	3/4
2705-16-16	1	1
2705-20-20	1 1/4	1 1/4
2705-24-24	1 1/2	1 1/2



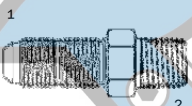
6400
MJ-MOR
CONNECTOR

PART #	(M) JIC	(M) ORB
6400-02-02	1/8	1/8
6400-03-03	3/16	3/16
6400-04-04	1/4	1/4
6400-04-05	1/4	5/16
6400-04-06	1/4	3/8
6400-04-08	1/4	1/2
6400-05-04	5/16	1/4
6400-05-05	5/16	5/16
6400-05-06	5/16	3/8
6400-06-04	3/8	1/4
6400-06-05	3/8	5/16
6400-06-06	3/8	3/8
6400-06-08	3/8	1/2
6400-06-10	3/8	5/8
6400-06-12	3/8	3/4
6400-08-04	1/2	1/4
6400-08-06	1/2	3/8
6400-08-08	1/2	1/2
6400-08-10	1/2	5/8
6400-08-12	1/2	3/4
6400-08-16	1/2	1
6400-10-06	5/8	3/8
6400-10-08	5/8	1/2
6400-10-10	5/8	5/8
6400-10-12	5/8	3/4
6400-10-14	5/8	7/8
6400-12-08	3/4	1/2
6400-12-10	3/4	5/8
6400-12-12	3/4	3/4
6400-12-16	3/4	1
6400-12-20	3/4	1 1/4
6400-14-14	7/8	7/8
6400-14-16	7/8	1
6400-16-10	1	5/8
6400-16-12	1	3/4
6400-16-14	1	7/8
6400-16-16	1	1
6400-16-20	1	1 1/4
6400-16-24	1	1 1/2
6400-20-12	1 1/4	3/4
6400-20-16	1 1/4	1
6400-20-20	1 1/4	1 1/4
6400-20-24	1 1/4	1 1/2
6400-24-16	1 1/2	1
6400-24-20	1 1/2	1 1/4
6400-24-24	1 1/2	1 1/2
6400-24-32	1 1/2	2
6400-32-24	2	1 1/2
6400-32-32	2	2



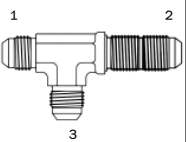
2703
MJ-MJ-MJ BULK-
HEAD BRANCH TEE

PART #	(M) JIC
2703-04	1/4
2703-06	3/8
2703-08	1/2
2703-10	5/8
2703-12	3/4
2703-16	1
2703-20	1 1/4



2706
MJ-MP
BULKHEAD

PART #	(M) JIC	(M) PIPE
2706-04-02	1/4	1/8
2706-04-04	1/4	1/4
2706-06-04	3/8	1/4
2706-06-06	3/8	3/8
2706-08-06	1/2	3/8
2706-08-08	1/2	1/2
2706-10-08	5/8	1/2
2706-12-12	3/4	3/4
2706-16-16	1	1
2706-20-20	1 1/4	1 1/4
2706-24-24	1 1/2	1 1/2



2704
MJ-MJ-MJ
BULKHEAD RUN
TEE

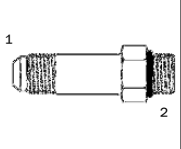
PART #	(M) JIC
2704-04	1/4
2704-06	3/8
2704-08	1/2
2704-10	5/8
2704-12	3/4
2704-16	1

Bulkhead Fittings require a 306 Locknut as shown on Page 4.

To order bulkheads as an assembly please add "LN" to the part number.

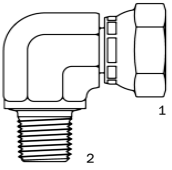
(EX) 2706-LN-06-06

Steel Jic 37° Flare Fittings



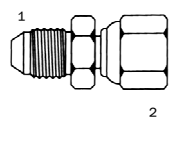
6400-L
MJ-MOR LONG
CONNECTOR

PART #	(M) JIC	(M) ORB
6400-L-04-04	1/4	1/4
6400-L-06-06	3/8	3/8
6400-L-08-08	1/2	1/2
6400-L-10-10	5/8	5/8
6400-L-12-12	3/4	3/4
6400-L-16-16	1	1
6400-L-20-20	1 1/4	1 1/4



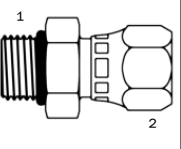
6501
FJX-MP
ELBOW 90°

PART #	(F) JIC SWIVEL	(M) PIPE
6501-04-02	1/4	1/8
6501-04-04	1/4	1/4
6501-06-04	3/8	1/4
6501-06-06	3/8	3/8
6501-06-08	3/8	1/2
6501-08-06	1/2	3/8
6501-08-08	1/2	1/2
6501-10-08	5/8	1/2
6501-12-12	3/4	3/4
6501-14-12	7/8	3/4
6501-16-16	1	1
6501-20-20	1 1/4	1 1/4
6501-24-24	1 1/2	1 1/2



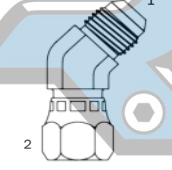
6504
MJ-FJX
CONNECTOR

PART #	(M) JIC	(F) JIC SWIVEL
6504-04-04	1/4	1/4
6504-06-06	3/8	3/8
6504-08-08	1/2	1/2
6504-10-10	5/8	5/8
6504-12-12	3/4	3/4
6504-16-16	1	1
6504-20-20	1 1/4	1 1/4
6504-24-24	1 1/2	1 1/2



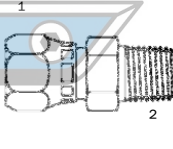
6402
MOR-FJX
CONNECTOR

PART #	(M) ORB	(F) JIC SWIVEL
6402-06-06	3/8	3/8
6402-08-08	1/2	1/2
6402-10-10	5/8	5/8
6402-12-12	3/4	3/4
6402-16-16	1	1
6402-20-20	1 1/4	1 1/4



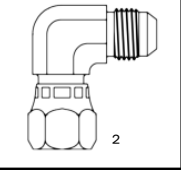
6502
MJ-FJX
ELBOW 45°

PART #	(M) JIC	(F) JIC SWIVEL
6502-04-04	1/4	1/4
6502-05-05	5/16	5/16
6502-06-06	3/8	3/8
6502-08-08	1/2	1/2
6502-10-10	5/8	5/8
6502-12-12	3/4	3/4
6502-14-14	7/8	7/8
6502-16-16	1	1
6502-20-20	1 1/4	1 1/4
6502-24-24	1 1/2	1 1/2
6502-32-32	2	2



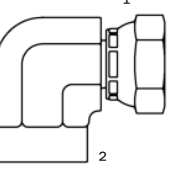
6505
FJX-MP
CONNECTOR

PART #	(F) JIC SWIVEL	(M) PIPE
6505-04-04	1/4	1/4
6505-06-04	3/8	1/4
6505-06-06	3/8	3/8
6505-08-06	1/2	3/8
6505-08-08	1/2	1/2
6505-10-08	5/8	1/2
6505-10-12	5/8	3/4
6505-12-12	3/4	3/4
6505-16-12	1	3/4
6505-16-16	1	1
6505-20-20	1 1/4	1 1/4
6505-24-24	1 1/2	1 1/2



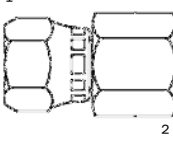
6500
MJ-FJX
ELBOW 90°

PART #	(M) JIC	(F) JIC SWIVEL
6500-04-04	1/4	1/4
6500-05-05	5/16	5/16
6500-06-04	3/8	1/4
6500-06-06	3/8	3/8
6500-06-08	3/8	1/2
6500-08-06	1/2	3/8
6500-08-08	1/2	1/2
6500-08-10	1/2	5/8
6500-10-08	5/8	1/2
6500-10-10	5/8	5/8
6500-12-10	3/4	5/8
6500-12-12	3/4	3/4
6500-14-14	7/8	7/8
6500-16-16	1	1
6500-20-20	1 1/4	1 1/4
6500-24-24	1 1/2	1 1/2
6500-32-32	2	2



6503
FJX-FP
ELBOW 90°

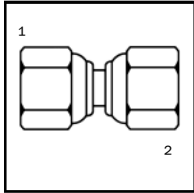
PART #	(F) JIC SWIVEL	(F) PIPE
6503-04-04	1/4	1/4
6503-06-04	3/8	1/4
6503-06-06	3/8	3/8
6503-08-06	1/2	3/8
6503-08-08	1/2	1/2
6503-10-08	5/8	1/2
6503-12-12	3/4	3/4



6506
FJX-FP
CONNECTOR

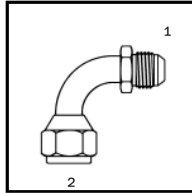
PART #	(F) JIC SWIVEL	(F) PIPE
6506-04-04	1/4	1/4
6506-06-06	3/8	3/8
6506-06-08	3/8	1/2
6506-08-06	1/2	3/8
6506-08-08	1/2	1/2
6506-10-08	5/8	1/2
6506-12-12	3/4	3/4
6506-16-16	1	1
6506-20-20	1 1/4	1 1/4
6506-24-24	1 1/2	1 1/2

Steel Jic 37° Flare Fittings



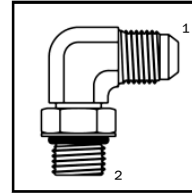
6508
FJX-FJX
UNION

PART #	(F) JIC SWIVEL	(F) JIC SWIVEL
6508-04-04	1/4	1/4
6508-06-06	3/8	3/8
6508-08-08	1/2	1/2
6508-10-10	5/8	5/8
6508-12-12	3/4	3/4
6508-16-16	1	1
6508-20-20	1 1/4	1 1/4



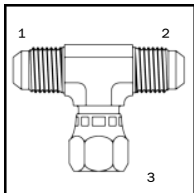
6701
MJ-FJX BENT
TUBE ELBOW 90°

PART #	(M) JIC	(F) JIC SWIVEL
6701-04-04	1/4	1/4
6701-06-06	3/8	3/8
6701-08-08	1/2	1/2
6701-10-10	5/8	5/8
6701-12-12	3/4	3/4
6701-16-16	1	1
6701-20-20	1 1/4	1 1/4



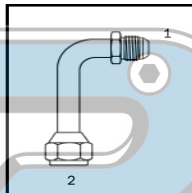
6801
MJ-MOR
ELBOW 90°

PART #	(M) JIC	(M) ORB
6801-04-04	1/4	1/4
6801-04-05	1/4	5/16
6801-04-06	1/4	3/8
6801-04-08	1/4	1/2
6801-05-04	5/16	1/4
6801-05-05	5/16	5/16
6801-05-06	5/16	3/8
6801-06-04	3/8	1/4
6801-06-05	3/8	5/16
6801-06-06	3/8	3/8
6801-06-08	3/8	1/2
6801-06-10	3/8	5/8
6801-06-12	3/8	3/4
6801-08-04	1/2	1/4
6801-08-06	1/2	3/8
6801-08-08	1/2	1/2
6801-08-10	1/2	5/8
6801-08-12	1/2	3/4
6801-10-06	5/8	3/8
6801-10-08	5/8	1/2
6801-10-10	5/8	5/8
6801-10-12	5/8	3/4
6801-12-06	3/4	3/8
6801-12-08	3/4	1/2
6801-12-10	3/4	5/8
6801-12-12	3/4	3/4
6801-12-14	3/4	7/8
6801-12-16	3/4	1
6801-14-12	7/8	3/4
6801-14-14	7/8	7/8
6801-16-10	1	5/8
6801-16-12	1	3/4
6801-16-14	1	7/8
6801-16-16	1	1
6801-16-20	1	1 1/4
6801-20-16	1 1/4	1
6801-20-20	1 1/4	1 1/4
6801-20-24	1 1/4	1 1/2
6801-24-16	1 1/2	1
6801-24-20	1 1/2	1 1/4
6801-24-24	1 1/2	1 1/2
6801-24-32	1 1/2	2
6801-32-24	2	1 1/2
6801-32-32	2	2



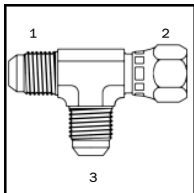
6600
MJ-MJ-FJX
BRANCH TEE

PART #	(M) JIC	(F) JIC SWIVEL
6600-04-04-04	1/4	1/4
6600-05-05-05	5/16	5/16
6600-06-06-06	3/8	3/8
6600-08-08-08	1/2	1/2
6600-10-10-10	5/8	5/8
6600-12-12-12	3/4	3/4
6600-16-16-16	1	1
6600-20-20-20	1 1/4	1 1/4
6600-24-24-24	1 1/2	1 1/2



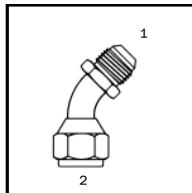
6701-L
MJ-FJX BENT TUBE
ELBOW 90° LONG

PART #	(M) JIC	(F) JIC SWIVEL
6701-L-04-04	1/4	1/4
6701-L-06-06	3/8	3/8
6701-L-08-08	1/2	1/2
6701-L-10-10	5/8	5/8
6701-L-12-12	3/4	3/4
6701-L-16-16	1	1
6701-L-20-20	1 1/4	1 1/4



6602
MJ-FJX-MJ
RUN TEE

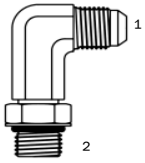
PART #	(M) JIC	(F) JIC SWIVEL
6602-04-04-04	1/4	1/4
6602-05-05-05	5/16	5/16
6602-06-06-06	3/8	3/8
6602-08-08-08	1/2	1/2
6602-10-10-10	5/8	5/8
6602-12-12-12	3/4	3/4
6602-14-14-14	7/8	7/8
6602-16-16-16	1	1
6602-20-20-20	1 1/4	1 1/4
6602-24-24-24	1 1/2	1 1/2



6702
MJ-FJX BENT TUBE
ELBOW 45°

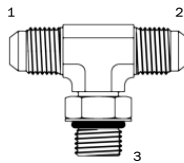
PART #	(M) JIC	(F) JIC SWIVEL
6702-06-06	3/8	3/8
6702-08-08	1/2	1/2
6702-10-10	5/8	5/8
6702-12-12	3/4	3/4
6702-16-16	1	1

Steel Jic 37° Flare Fittings



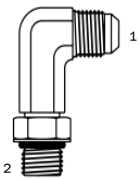
6801-L
MJ-MOR ELBOW
90° LONG

PART #	(M) JIC	(M) ORB
6801-L-04-04	1/4	1/4
6801-L-06-06	3/8	3/8
6801-L-08-08	1/2	1/2
6801-L-10-10	5/8	5/8
6801-L-12-12	3/4	3/4
6801-L-16-16	1	1



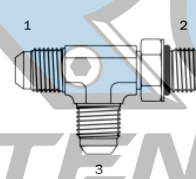
6803
MJ-MJ-MOR
BRANCH TEE

PART #	(M) JIC	(M) ORB
6803-04-04-04	1/4	1/4
6803-05-05-05	5/16	5/16
6803-06-06-06	3/8	3/8
6803-08-08-08	1/2	1/2
6803-08-08-10	1/2	5/8
6803-10-10-08	5/8	1/2
6803-10-10-10	5/8	5/8
6803-12-12-12	3/4	3/4
6803-14-14-14	7/8	7/8
6803-16-16-16	1	1
6803-20-20-20	1 1/4	1 1/4
6803-24-24-24	1 1/2	1 1/2



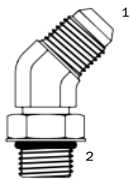
6801-LL
MJ-MOR ELBOW
90° EXTRA LONG

PART #	(M) JIC	(M) ORB
6801-LL-04-04	1/4	1/4
6801-LL-06-06	3/8	3/8
6801-LL-08-08	1/2	1/2
6801-LL-10-10	5/8	5/8
6801-LL-12-12	3/4	3/4
6801-LL-16-16	1	1



6804
MJ-MOR-MJ
RUN TEE

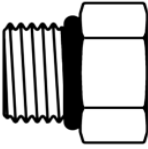
PART #	(M) JIC	(M) ORB
6804-04-04-04	1/4	1/4
6804-04-06-04	1/4	3/8
6804-06-04-06	3/8	1/4
6804-06-06-06	3/8	3/8
6804-06-08-06	3/8	1/2
6804-08-06-08	1/2	3/8
6804-08-08-08	1/2	1/2
6804-08-10-08	1/2	5/8
6804-10-08-10	5/8	1/2
6804-10-10-10	5/8	5/8
6804-12-10-12	3/4	5/8
6804-12-12-12	3/4	3/4
6804-14-14-14	7/8	7/8
6804-16-12-16	1	3/4
6804-16-16-16	1	1
6804-20-20-20	1 1/4	1 1/4
6804-24-24-24	1 1/2	1 1/2



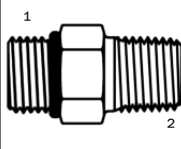
6802
MJ-MOR
ELBOW 45°

PART #	(M) JIC	(M) ORB
6802-04-04	1/4	1/4
6802-04-06	1/4	3/8
6802-06-04	3/8	1/4
6802-06-06	3/8	3/8
6802-06-08	3/8	1/2
6802-08-06	1/2	3/8
6802-08-08	1/2	1/2
6802-08-10	1/2	5/8
6802-10-08	5/8	1/2
6802-10-10	5/8	5/8
6802-10-12	5/8	3/4
6802-12-10	3/4	5/8
6802-12-12	3/4	3/4
6802-12-16	3/4	1
6802-14-14	7/8	7/8
6802-16-12	1	3/4
6802-16-16	1	1
6802-16-20	1	1 1/4
6802-20-20	1 1/4	1 1/4
6802-24-24	1 1/2	1 1/2

Steel SAE O-Ring Adapters



6408 MOR HEX HEAD PLUG	
<u>PART #</u>	<u>(M) ORB</u>
6408-02	1/8
6408-03	3/16
6408-04	1/4
6408-05	5/16
6408-06	3/8
6408-08	1/2
6408-10	5/8
6408-12	3/4
6408-14	7/8
6408-16	1
6408-20	1 1/4
6408-24	1 1/2
6408-32	2



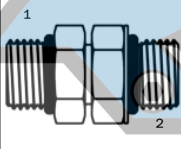
6401 MOR-MP CONNECTOR		
<u>PART #</u>	<u>(M) ORB</u>	<u>(M) PIPE</u>
6401-04-02	1/4	1/8
6401-04-04	1/4	1/4
6401-06-04	3/8	1/4
6401-06-06	3/8	3/8
6401-06-08	3/8	1/2
6401-08-06	1/2	3/8
6401-08-08	1/2	1/2
6401-10-08	5/8	1/2
6401-10-12	5/8	3/4
6401-12-12	3/4	3/4
6401-14-12	7/8	3/4
6401-16-16	1	1
6401-20-20	1 1/4	1 1/4
6401-24-24	1 1/2	1 1/2



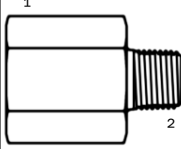
6405 MOR-FP CONNECTOR		
<u>PART #</u>	<u>(M) ORB</u>	<u>(F) PIPE</u>
6405-04-02	1/4	1/8
6405-04-04	1/4	1/4
6405-05-02	5/16	1/8
6405-05-04	5/16	1/4
6405-06-04	3/8	1/4
6405-06-06	3/8	3/8
6405-06-08	3/8	1/2
6405-08-04	1/2	1/4
6405-08-06	1/2	3/8
6405-08-08	1/2	1/2
6405-10-06	5/8	3/8
6405-10-08	5/8	1/2
6405-10-12	5/8	3/4
6405-12-08	3/4	1/2
6405-12-12	3/4	3/4
6405-14-12	7/8	3/4
6405-16-12	1	3/4
6405-16-16	1	1
6405-16-20	1	1 1/4
6405-20-12	1 1/4	3/4
6405-20-16	1 1/4	1
6405-20-20	1 1/4	1 1/4
6405-24-16	1 1/2	1
6405-24-20	1 1/2	1 1/4
6405-24-24	1 1/2	1 1/2
6405-32-32	2	2



6409 MOR HOLLOW HEX PLUG	
<u>PART #</u>	<u>(M) ORB</u>
6409-02	1/8
6409-03	3/16
6409-04	1/4
6409-05	5/16
6409-06	3/8
6409-08	1/2
6409-10	5/8
6409-12	3/4
6409-14	7/8
6409-16	1
6409-20	1 1/4
6409-24	1 1/2
6409-32	2

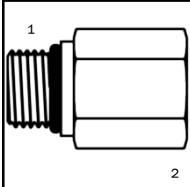


6407 MOR-MOR ADJ UNION		
<u>PART #</u>	<u>(M) ORB</u>	<u>(M) ORB</u>
6407-04-04	1/4	1/4
6407-06-06	3/8	3/8
6407-08-08	1/2	1/2
6407-10-10	5/8	5/8
6407-12-12	3/4	3/4
6407-16-16	1	1
6407-20-20	1 1/4	1 1/4
6407-24-24	1 1/2	1 1/2



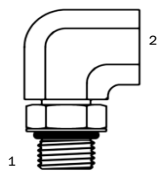
6404 FOR-MP CONNECTOR		
<u>PART #</u>	<u>(F) ORB</u>	<u>(M) PIPE</u>
6404-04-04	1/4	1/4
6404-06-06	3/8	3/8
6404-08-06	1/2	3/8
6404-08-08	1/2	1/2
6404-10-08	5/8	1/2
6404-12-12	3/4	3/4
6404-16-16	1	1
6404-20-20	1 1/4	1 1/4
6404-24-24	1 1/2	1 1/2

Steel SAE O-Ring Adapters



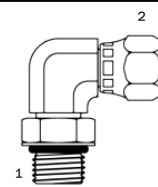
6410
MOR-FOR
CONNECTOR

PART #	(M) ORB	(F) ORB
6410-04-06	1/4	3/8
6410-06-04	3/8	1/4
6410-06-08	3/8	1/2
6410-08-04	1/2	1/4
6410-08-06	1/2	3/8
6410-10-06	5/8	3/8
6410-10-08	5/8	1/2
6410-10-12	5/8	3/4
6410-12-06	3/4	3/8
6410-12-08	3/4	1/2
6410-12-16	3/4	1
6410-14-12	7/8	3/4
6410-16-12	1	3/4
6410-16-20	1	1 1/4
6410-20-12	1 1/4	3/4
6410-20-16	1 1/4	1
6410-20-24	1 1/4	1 1/2
6410-24-16	1 1/2	1
6410-24-20	1 1/2	1 1/4
6410-32-24	2	1 1/2



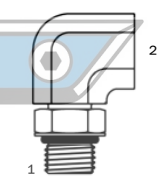
6805
MOR-FP
ELBOW 90°

PART #	(M) ORB	(F) PIPE
6805-04-02	1/4	1/8
6805-04-04	1/4	1/4
6805-05-02	5/16	1/8
6805-06-04	3/8	1/4
6805-06-06	3/8	3/8
6805-08-06	1/2	3/8
6805-08-08	1/2	1/2
6805-10-08	5/8	1/2
6805-12-08	3/4	1/2
6805-12-12	3/4	3/4
6805-16-12	1	3/4
6805-16-16	1	1
6805-20-20	1 1/4	1 1/4
6805-24-24	1 1/2	1 1/2



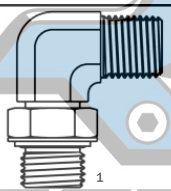
6809
MOR-FJX
ELBOW 90°

PART #	(M) ORB	(F) JIC SWIVEL
6809-04-04	1/4	1/4
6809-06-06	3/8	3/8
6809-08-08	1/2	1/2
6809-10-10	5/8	5/8
6809-12-12	3/4	3/4
6809-16-16	1	1
6809-20-20	1 1/4	1 1/4



6815
MOR-FOR
ELBOW 90°

PART #	(M) ORB	(F) ORB
6815-04-04	1/4	1/4
6815-06-06	3/8	3/8
6815-08-08	1/2	1/2
6815-10-10	5/8	5/8
6815-12-12	3/4	3/4
6815-16-16	1	1



6806
MOR-MP
ELBOW 90°

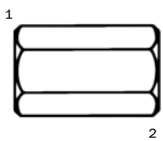
PART #	(M) ORB	(M) PIPE
6806-04-02	1/4	1/8
6806-04-04	1/4	1/4
6806-05-02	5/16	1/8
6806-06-04	3/8	1/4
6806-06-06	3/8	3/8
6806-08-06	1/2	3/8
6806-08-08	1/2	1/2
6806-10-08	5/8	1/2
6806-12-12	3/4	3/4
6806-16-16	1	1
6806-20-20	1 1/4	1 1/4
6806-24-24	1 1/2	1 1/2



90DB
90 DUROMETER
BUNA BOSS O-RING

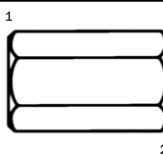
PART #	ORB	I.D.
90DB-02	1/8	.239
90DB-03	3/16	.301
90DB-04	1/4	.351
90DB-05	5/16	.414
90DB-06	3/8	.468
90DB-08	1/2	.644
90DB-10	5/8	.755
90DB-12	3/4	.924
90DB-14	7/8	1.048
90DB-16	1	1.171
90DB-20	1 1/4	1.475
90DB-24	1 1/2	1.720
90DB-32	2	2.337

*90 DB also available in Viton.
Please specify when ordering.



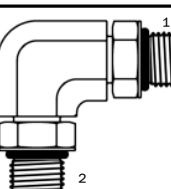
6420
FOR-FP
COUPLING

PART #	(F) ORB	(F) PIPE
6420-06-06	3/8	3/8
6420-08-08	1/2	1/2
6420-10-08	5/8	1/2
6420-12-12	3/4	3/4



6425
FOR-FOR
COUPLING

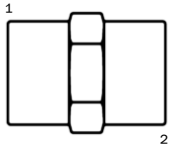
PART #	(F) ORB	(F) ORB
6425-04-04	1/4	1/4
6425-06-06	3/8	3/8
6425-08-08	1/2	1/2
6425-10-10	5/8	5/8
6425-12-12	3/4	3/4



6807
MOR-MOR ADJ.
ELBOW 90°

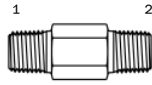
PART #	(M) ORB	(M) ORB
6807-04-04	1/4	1/4
6807-06-06	3/8	3/8
6807-08-08	1/2	1/2
6807-12-12	3/4	3/4
6807-16-16	1	1
6807-20-20	1 1/4	1 1/4

Steel Pipe Fittings



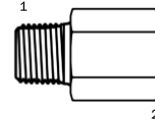
5000 FP-FP COUPLING

PART #	(F) PIPE	(F) PIPE
5000-02-02	1/8	1/8
5000-04-02	1/4	1/8
5000-04-04	1/4	1/4
5000-06-04	3/8	1/4
5000-06-06	3/8	3/8
5000-08-04	1/2	1/4
5000-08-06	1/2	3/8
5000-08-08	1/2	1/2
5000-12-08	3/4	1/2
5000-12-12	3/4	3/4
5000-16-12	1	3/4
5000-16-16	1	1
5000-20-20	1 1/4	1 1/4
5000-24-24	1 1/2	1 1/2
5000-32-32	2	2



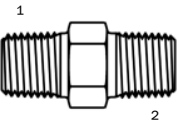
5404-L MP-MP HEX NIPPLE LONG

PART #	(M) PIPE	LENGTH
5404-L-02-.75	1/8	.75"
5404-L-02-1.5	1/8	1.5"
5404-L-02-2.0	1/8	2.0"
5404-L-02-2.5	1/8	2.5"
5404-L-02-3.0	1/8	3.0"
5404-L-02-4.0	1/8	4.0"
5404-L-04-1.5	1/4	1.5"
5404-L-04-2.0	1/4	2.0"
5404-L-04-2.5	1/4	2.5"
5404-L-04-3.0	1/4	3.0"
5404-L-04-4.0	1/4	4.0"
5404-L-06-1.0	3/8	1.0"
5404-L-06-1.5	3/8	1.5"
5404-L-06-2.0	3/8	2.0"
5404-L-06-2.5	3/8	2.5"
5404-L-06-3.0	3/8	3.0"
5404-L-06-4.0	3/8	4.0"
5404-L-06-5.0	3/8	5.0"
5404-L-08-1.5	1/2	1.5"
5404-L-08-2.0	1/2	2.0"
5404-L-08-2.5	1/2	2.5"
5404-L-08-3.0	1/2	3.0"
5404-L-08-4.0	1/2	4.0"
5404-L-08-6.0	1/2	6.0"
5404-L-12-1.5	3/4	1.5"
5404-L-12-2.0	3/4	2.0"
5404-L-12-2.5	3/4	2.5"
5404-L-12-3.0	3/4	3.0"
5404-L-12-4.0	3/4	4.0"
5404-L-16-1.5	1	1.5"
5404-L-16-2.0	1	2.0"
5404-L-16-2.5	1	2.5"
5404-L-16-3.0	1	3.0"
5404-L-16-4.0	1	4.0"
5404-L-20-2.0	1 1/4	2.0"
5404-L-20-3.0	1 1/4	3.0"
5404-L-20-3.5	1 1/4	3.5"
5404-L-20-4.0	1 1/4	4.0"
5404-L-20-6.0	1 1/4	6.0"
5404-L-24-2.5	1 1/2	2.5"



5405 MP-FP RED/EXPANDER

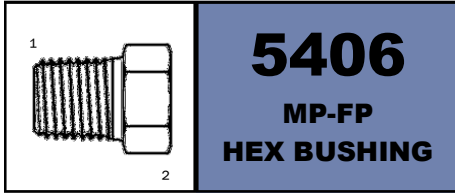
PART #	(M) PIPE	(F) PIPE
5405-02-02	1/8	1/8
5405-02-04	1/8	1/4
5405-02-06	1/8	3/8
5405-04-04	1/4	1/4
5405-04-06	1/4	3/8
5405-04-08	1/4	1/2
5405-06-04	3/8	1/4
5405-06-06	3/8	3/8
5405-06-08	3/8	1/2
5405-08-06	1/2	3/8
5405-08-08	1/2	1/2
5405-08-12	1/2	3/4
5405-08-16	1/2	1
5405-12-08	3/4	1/2
5405-12-12	3/4	3/4
5405-12-16	3/4	1
5405-12-20	3/4	1 1/4
5405-16-12	1	3/4
5405-16-16	1	1
5405-16-20	1	1 1/4
5405-20-16	1 1/4	1
5405-20-20	1 1/4	1 1/4
5405-20-24	1 1/4	1 1/2
5405-24-20	1 1/2	1 1/4
5405-24-24	1 1/2	1 1/2
5405-32-32	2	2



5404 MP-MP HEX NIPPLE

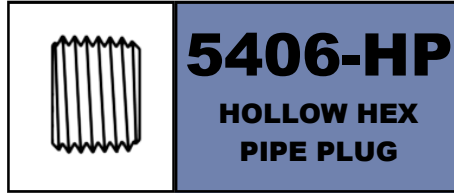
PART #	(M) PIPE	(M) PIPE
5404-02-02	1/8	1/8
5404-04-02	1/4	1/8
5404-04-04	1/4	1/4
5404-06-02	3/8	1/8
5404-06-04	3/8	1/4
5404-06-06	3/8	3/8
5404-08-04	1/2	1/4
5404-08-06	1/2	3/8
5404-08-08	1/2	1/2
5404-12-08	3/4	1/2
5404-12-12	3/4	3/4
5404-16-12	1	3/4
5404-16-16	1	1
5404-20-16	1 1/4	1
5404-20-20	1 1/4	1 1/4
5404-24-24	1 1/2	1 1/2
5404-32-32	2	2

Steel Pipe Fittings



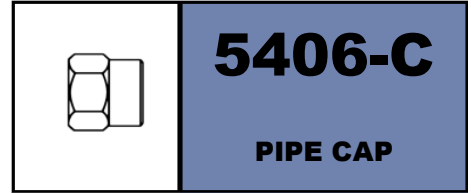
5406
MP-FP
HEX BUSHING

PART #	(M) PIPE	(F) PIPE
5406-04-02	1/4	1/8
5406-06-02	3/8	1/8
5406-06-04	3/8	1/4
5406-08-02	1/2	1/8
5406-08-04	1/2	1/4
5406-08-06	1/2	3/8
5406-12-04	3/4	1/4
5406-12-06	3/4	3/8
5406-12-08	3/4	1/2
5406-16-06	1	3/8
5406-16-08	1	1/2
5406-16-12	1	3/4
5406-20-08	1 1/4	1/2
5406-20-12	1 1/4	3/4
5406-20-16	1 1/4	1
5406-24-08	1 1/2	1/2
5406-24-12	1 1/2	3/4
5406-24-16	1 1/2	1
5406-24-20	1 1/2	1 1/4
5406-32-08	2	1/2
5406-32-12	2	3/4
5406-32-16	2	1
5406-32-20	2	1 1/4
5406-32-24	2	1 1/2



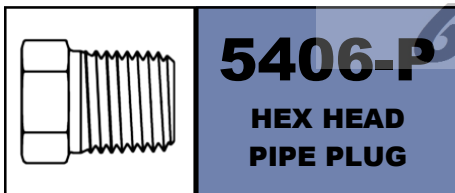
5406-HP
HOLLOW HEX
PIPE PLUG

PART #	(M) PIPE
5406-HP-02	1/8
5406-HP-04	1/4
5406-HP-06	3/8
5406-HP-08	1/2
5406-HP-12	3/4
5406-HP-16	1
5406-HP-20	1 1/4
5406-HP-24	1 1/2



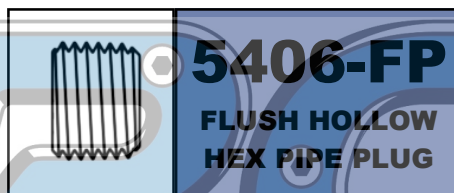
5406-C
PIPE CAP

PART #	(F) PIPE
5406-C-02	1/8
5406-C-04	1/4
5406-C-06	3/8
5406-C-08	1/2
5406-C-12	3/4
5406-C-16	1



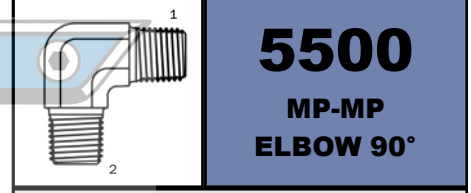
5406-P
HEX HEAD
PIPE PLUG

PART #	(M) PIPE
5406-P-02	1/8
5406-P-04	1/4
5406-P-06	3/8
5406-P-08	1/2
5406-P-12	3/4
5406-P-16	1
5406-P-20	1 1/4
5406-P-24	1 1/2
5406-P-32	2



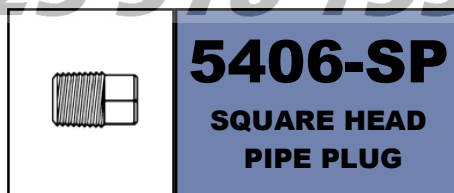
5406-FP
FLUSH HOLLOW
HEX PIPE PLUG

PART #	(M) PIPE
5406-FP-02	1/8
5406-FP-04	1/4
5406-FP-06	3/8
5406-FP-08	1/2
5406-FP-12	3/4
5406-FP-16	1



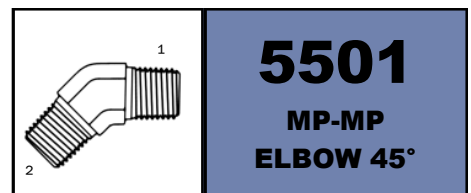
5500
MP-MP
ELBOW 90°

PART #	(M) PIPE	(M) PIPE
5500-02-02	1/8	1/8
5500-04-02	1/4	1/8
5500-04-04	1/4	1/4
5500-06-04	3/8	1/4
5500-06-06	3/8	3/8
5500-08-06	1/2	3/8
5500-08-08	1/2	1/2
5500-12-08	3/4	1/2
5500-12-12	3/4	3/4
5500-16-12	1	3/4
5500-16-16	1	1
5500-20-20	1 1/4	1 1/4
5500-24-24	1 1/2	1 1/2
5500-32-32	2	2



5406-SP
SQUARE HEAD
PIPE PLUG

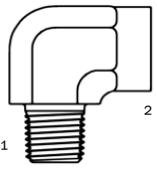
PART #	(M) PIPE
5406-SP-02	1/8
5406-SP-04	1/4
5406-SP-06	3/8
5406-SP-08	1/2
5406-SP-12	3/4
5406-SP-16	1
5406-SP-20	1 1/4



5501
MP-MP
ELBOW 45°

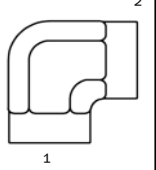
PART #	(M) PIPE	(M) PIPE
5501-02-02	1/8	1/8
5501-04-04	1/4	1/4
5501-06-06	3/8	3/8
5501-08-08	1/2	1/2
5501-12-12	3/4	3/4
5501-16-16	1	1

Steel Pipe Fittings



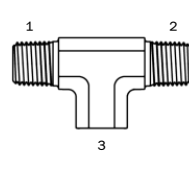
5502
MP-FP STREET
ELBOW 90°

PART #	(M) PIPE	(F) PIPE
5502-02-02	1/8	1/8
5502-02-04	1/8	1/4
5502-04-02	1/4	1/8
5502-04-04	1/4	1/4
5502-04-06	1/4	3/8
5502-06-04	3/8	1/4
5502-06-06	3/8	3/8
5502-06-08	3/8	1/2
5502-08-06	1/2	3/8
5502-08-08	1/2	1/2
5502-08-12	1/2	3/4
5502-12-08	3/4	1/2
5502-12-12	3/4	3/4
5502-12-16	3/4	1
5502-16-12	1	3/4
5502-16-16	1	1
5502-16-20	1	1 1/4
5502-20-16	1 1/4	1
5502-20-20	1 1/4	1 1/4
5502-24-24	1 1/2	1 1/2
5502-32-32	2	2



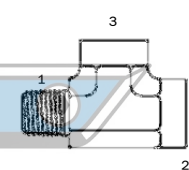
5504
FP-FP
ELBOW 90°

PART #	(F) PIPE	(F) PIPE
5504-02-02	1/8	1/8
5504-04-02	1/4	1/8
5504-04-04	1/4	1/4
5504-06-04	3/8	1/4
5504-06-06	3/8	3/8
5504-08-04	1/2	1/4
5504-08-06	1/2	3/8
5504-08-08	1/2	1/2
5504-12-08	3/4	1/2
5504-12-12	3/4	3/4
5504-16-12	1	3/4
5504-16-16	1	1
5504-20-16	1 1/4	1
5504-20-20	1 1/4	1 1/4
5504-24-24	1 1/2	1 1/2
5504-32-32	2	2



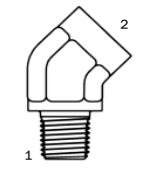
5601
MP-MP-FP
BRANCH TEE

PART #	(M) PIPE	(F) PIPE
5601-02-02-02	1/8	1/8
5601-04-04-04	1/4	1/4
5601-06-06-06	3/8	3/8
5601-08-08-08	1/2	1/2
5601-12-12-12	3/4	3/4
5601-16-16-16	1	1




5602
MP-FP-FP
STREET TEE

PART #	(M) PIPE	(F) PIPE
5602-02-02-02	1/8	1/8
5602-04-04-04	1/4	1/4
5602-06-06-06	3/8	3/8
5602-08-08-08	1/2	1/2
5602-12-12-12	3/4	3/4
5602-16-16-16	1	1
5602-20-20-20	1 1/4	1 1/4
5602-24-24-24	1 1/2	1 1/2
5602-32-32-32	2	2



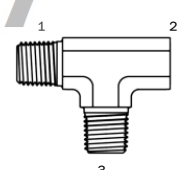
5503
MP-FP STREET
ELBOW 45°

PART #	(M) PIPE	(F) PIPE
5503-02-02	1/8	1/8
5503-04-04	1/4	1/4
5503-06-06	3/8	3/8
5503-08-08	1/2	1/2
5503-12-12	3/4	3/4
5503-16-16	1	1
5503-20-20	1 1/4	1 1/4
5503-24-24	1 1/2	1 1/2
5503-32-32	2	2



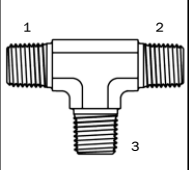
5505
FP-FP
ELBOW 45°

PART #	(F) PIPE	(F) PIPE
5505-04-04	1/4	1/4
5505-06-06	3/8	3/8
5505-08-08	1/2	1/2
5505-12-12	3/4	3/4
5505-16-16	1	1



5603
MP-FP-MP
TEE

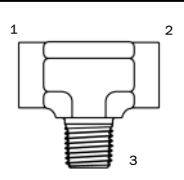
PART #	(M) PIPE	(F) PIPE
5603-02-02-02	1/8	1/8
5603-04-04-04	1/4	1/4
5603-06-06-06	3/8	3/8
5603-08-08-08	1/2	1/2
5603-12-12-12	3/4	3/4
5603-16-16-16	1	1
5603-20-20-20	1 1/4	1 1/4
5603-24-24-24	1 1/2	1 1/2



5600
MP-MP-MP
TEE

PART #	(M) PIPE
5600-02	1/8
5600-04	1/4
5600-06	3/8
5600-08	1/2
5600-12	3/4
5600-16	1
5600-20	1 1/4

Steel Pipe Fittings



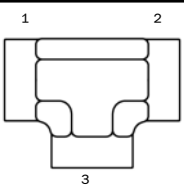
5604

**FP-FP-MP
BRANCH TEE**

<u>PART #</u>	<u>(F) PIPE</u>	<u>(M) PIPE</u>
5604-02-02-02	1/8	1/8
5604-04-04-04	1/4	1/4
5604-06-06-06	3/8	3/8
5604-08-08-08	1/2	1/2
5604-12-12-12	3/4	3/4
5604-16-16-16	1	1
5604-20-20-20	1 1/4	1 1/4
5604-24-24-24	1 1/2	1 1/2

**OTHER PIPE FITTING CONFIGURATIONS
ARE AVAILABLE AS SPECIAL ORDERS.**

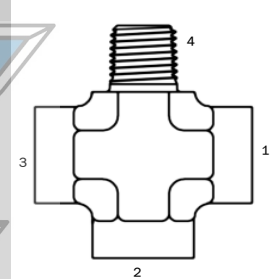
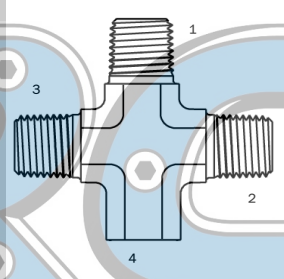
**PLEASE CALL CUSTOMER SERVICE FOR
AVAILABILITY AND PRICING.**



5605

**FP-FP-FP
TEE**

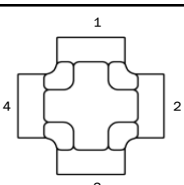
<u>PART #</u>	<u>(F) PIPE</u>
5605-02	1/8
5605-04	1/4
5605-06	3/8
5605-08	1/2
5605-12	3/4
5605-16	1
5605-20	1 1/4
5605-24	1 1/2
5605-32	2



**FASTENERS &
COMPONENTS INC.**
623-516-1551

5651

5655

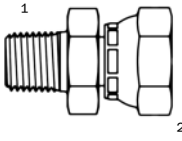


5652

**FP-FP-FP-FP
CROSS**

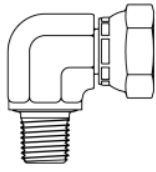
<u>PART #</u>	<u>(F) PIPE</u>
5652-02	1/8
5652-04	1/4
5652-06	3/8
5652-08	1/2
5652-12	3/4
5652-16	1
5652-20	1 1/4
5652-24	1 1/2
5652-32	2

Steel Pipe Swivel Fittings



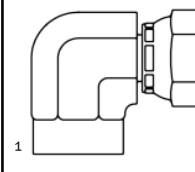
1404
MP-FPX
SWIVEL UNION

PART #	(M) PIPE	(F) PIPE SWIVEL
1404-02-02	1/8	1/8
1404-02-04	1/8	1/4
1404-04-02	1/4	1/8
1404-04-04*	1/4	1/4
1404-04-06	1/4	3/8
1404-06-04*	3/8	1/4
1404-06-06*	3/8	3/8
1404-06-08	3/8	1/2
1404-08-04	1/2	1/4
1404-08-06*	1/2	3/8
1404-08-08*	1/2	1/2
1404-08-12	1/2	3/4
1404-12-08	3/4	1/2
1404-12-12	3/4	3/4
1404-12-16	3/4	1
1404-16-12	1	3/4
1404-16-16	1	1
1404-16-20	1	1 1/4
1404-20-16	1 1/4	1
1404-20-20	1 1/4	1 1/4
1404-20-24	1 1/4	1 1/2
1404-24-20	1 1/2	1 1/4
1404-24-24	1 1/2	1 1/2
1404-32-32	2	2



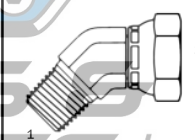
1501
MP-FPX SWIVEL
ELBOW 90°

PART #	(M) PIPE	(F) PIPE SWIVEL
1501-02-02	1/8	1/8
1501-02-04	1/8	1/4
1501-04-02	1/4	1/8
1501-04-04*	1/4	1/4
1501-04-06	1/4	3/8
1501-06-04*	3/8	1/4
1501-06-06*	3/8	3/8
1501-06-08*	3/8	1/2
1501-08-04	1/2	1/4
1501-08-06*	1/2	3/8
1501-08-08*	1/2	1/2
1501-08-12	1/2	3/4
1501-12-06	3/4	3/8
1501-12-08	3/4	1/2
1501-12-12	3/4	3/4
1501-12-16	3/4	1
1501-16-12	1	3/4
1501-16-16	1	1
1501-16-20	1	1 1/4
1501-20-12	1 1/4	3/4
1501-20-16	1 1/4	1
1501-20-20	1 1/4	1 1/4
1501-20-24	1 1/4	1 1/2
1501-24-20	1 1/2	1 1/4
1501-24-24	1 1/2	1 1/2
1501-32-32	2	2



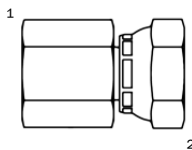
1502
FP-FPX SWIVEL
ELBOW 90°

PART #	(F) PIPE	(F) PIPE SWIVEL
1502-02-02	1/8	1/8
1502-04-02	1/4	1/8
1502-04-04	1/4	1/4
1502-04-06	1/4	3/8
1502-06-04	3/8	1/4
1502-06-06	3/8	3/8
1502-06-08	3/8	1/2
1502-08-06	1/2	3/8
1502-08-08	1/2	1/2
1502-12-08	3/4	1/2
1502-12-12	3/4	3/4
1502-16-12	1	3/4
1502-16-16	1	1
1502-20-16	1 1/4	1
1502-20-20	1 1/4	1 1/4
1502-24-24	1 1/2	1 1/2
1502-32-32	2	2



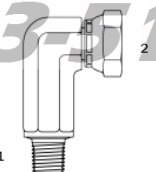
1503
MP-FPX SWIVEL
ELBOW 45°

PART #	(M) PIPE	(F) PIPE SWIVEL
1503-02-02	1/8	1/8
1503-02-04	1/8	1/4
1503-04-04	1/4	1/4
1503-04-06	1/4	3/8
1503-06-04	3/8	1/4
1503-06-06	3/8	3/8
1503-06-08	3/8	1/2
1503-08-04	1/2	1/4
1503-08-06	1/2	3/8
1503-08-08	1/2	1/2
1503-08-12	1/2	3/4
1503-12-06	3/4	3/8
1503-12-08	3/4	1/2
1503-12-12	3/4	3/4
1503-12-16	3/4	1
1503-16-12	1	3/4
1503-16-16	1	1
1503-16-20	1	1 1/4
1503-20-16	1 1/4	1
1503-20-20	1 1/4	1 1/4
1503-24-24	1 1/2	1 1/2
1503-32-32	2	2



1405
FP-FPX
SWIVEL UNION

PART #	(F) PIPE	(F) PIPE SWIVEL
1405-02-02	1/8	1/8
1405-04-04	1/4	1/4
1405-04-06	1/4	3/8
1405-06-04	3/8	1/4
1405-06-06	3/8	3/8
1405-06-08	3/8	1/2
1405-08-06	1/2	3/8
1405-08-08	1/2	1/2
1405-08-12	1/2	3/4
1405-12-08	3/4	1/2
1405-12-12	3/4	3/4
1405-12-16	3/4	1
1405-16-12	1	3/4
1405-16-16	1	1
1405-20-20	1 1/4	1 1/4
1405-24-24	1 1/2	1 1/2
1405-32-32	2	2



1501-L
MP-FPX SWIVEL
ELBOW 90° LONG

PART #	(M) PIPE	(F) PIPE SWIVEL
1501-L-04-04	1/4	1/4
1501-L-06-06	3/8	3/8
1501-L-08-08	1/2	1/2
1501-L-12-12	3/4	3/4
1501-L-16-16	1	1

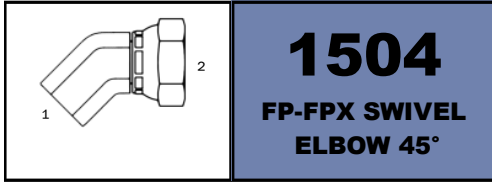
* Available with a restriction.

Restrictors available are:
.000 .031 .045 .062

Example of how to order:

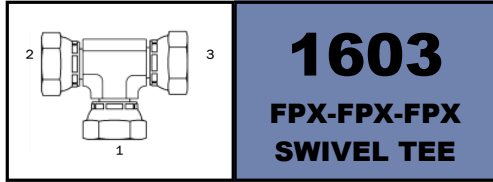
EX: RST1404-08-08-R.031

Steel Pipe Swivel Fittings



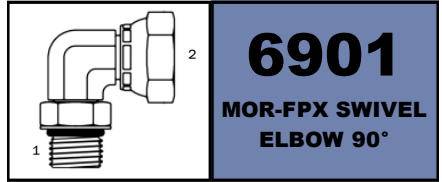
1504
FP-FPX SWIVEL
ELBOW 45°

PART #	(F) PIPE	(F) PIPE SWIVEL
1504-02-02	1/8	1/8
1504-04-04	1/4	1/4
1504-06-04	3/8	1/4
1504-06-06	3/8	3/8
1504-08-08	1/2	1/2
1504-12-12	3/4	3/4
1504-16-16	1	1
1504-20-20	1 1/4	1 1/4
1504-24-24	1 1/2	1 1/2



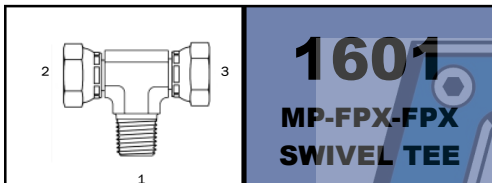
1603
FPX-FPX-FPX
SWIVEL TEE

PART #	(F) PIPE SWIVEL
1603-02-02-02	1/8
1603-04-04-04	1/4
1603-06-06-06	3/8
1603-08-08-08	1/2
1603-12-12-12	3/4
1603-16-16-16	1
1603-20-20-20	1 1/4



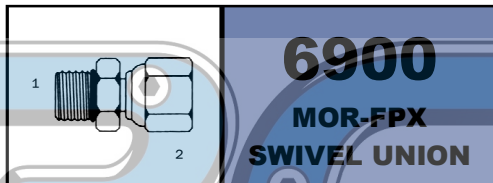
6901
MOR-FPX SWIVEL
ELBOW 90°

PART #	(M)ORB	(F)PIPE SWIVEL
6901-04-02	1/4	1/8
6901-04-04	1/4	1/4
6901-06-04	3/8	1/4
6901-06-06	3/8	3/8
6901-06-08	3/8	1/2
6901-08-04	1/2	1/4
6901-08-06	1/2	3/8
6901-08-08	1/2	1/2
6901-08-12	1/2	3/4
6901-10-06	5/8	3/8
6901-10-08	5/8	1/2
6901-10-12	5/8	3/4
6901-12-06	3/4	3/8
6901-12-08	3/4	1/2
6901-12-12	3/4	3/4
6901-12-16	3/4	1
6901-16-12	1	3/4
6901-16-16	1	1
6901-20-16	1 1/4	1
6901-20-20	1 1/4	1 1/4
6901-24-24	1 1/2	1 1/2
6901-32-32	2	2



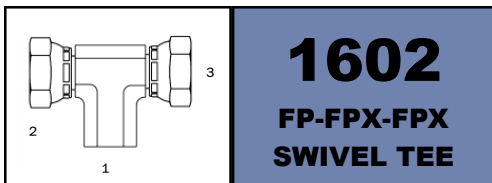
1601
MP-FPX-FPX
SWIVEL TEE

PART #	(M) PIPE	(F) PIPE SWIVEL
1601-02-02-02	1/8	1/8
1601-04-04-04	1/4	1/4
1601-06-04-04	3/8	1/4
1601-06-06-06	3/8	3/8
1601-08-06-06	1/2	3/8
1601-08-08-08	1/2	1/2
1601-12-08-08	3/4	1/2
1601-12-12-12	3/4	3/4
1601-16-12-12	1	3/4
1601-16-16-16	1	1
1601-20-20-20	1 1/4	1 1/4
1601-24-24-24	1 1/2	1 1/2



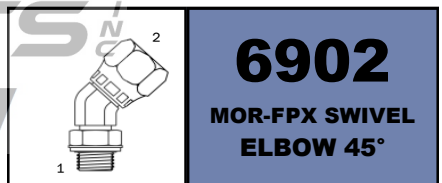
6900
MOR-FPX
SWIVEL UNION

PART #	(M) ORB	(F) PIPE SWIVEL
6900-04-04	1/4	1/4
6900-04-06	1/4	3/8
6900-05-04	5/16	1/4
6900-06-04	3/8	1/4
6900-06-06	3/8	3/8
6900-06-08	3/8	1/2
6900-08-04	1/2	1/4
6900-08-06	1/2	3/8
6900-08-08	1/2	1/2
6900-08-12	1/2	3/4
6900-10-06	5/8	3/8
6900-10-08	5/8	1/2
6900-10-12	5/8	3/4
6900-12-08	3/4	1/2
6900-12-12	3/4	3/4
6900-12-16	3/4	1
6900-14-12	7/8	3/4
6900-16-12	1	3/4
6900-16-16	1	1
6900-20-16	1 1/4	1
6900-20-20	1 1/4	1 1/4
6900-24-20	1 1/2	1 1/4
6900-24-24	1 1/2	1 1/2
6900-32-32	2	2



1602
FP-FPX-FPX
SWIVEL TEE

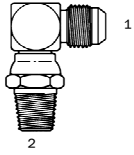
PART #	(F) PIPE	(F) PIPE SWIVEL
1602-02-02-02	1/8	1/8
1602-04-04-04	1/4	1/4
1602-06-04-04	3/8	1/4
1602-06-06-06	3/8	3/8
1602-08-06-06	1/2	3/8
1602-08-08-08	1/2	1/2
1602-12-08-08	3/4	1/2
1602-12-12-12	3/4	3/4
1602-16-12-12	1	3/4
1602-16-16-16	1	1
1602-20-20-20	1 1/4	1 1/4



6902
MOR-FPX SWIVEL
ELBOW 45°

PART #	(M)ORB	(F)PIPE SWIVEL
6902-04-04	1/4	1/4
6902-06-04	3/8	1/4
6902-06-06	3/8	3/8
6902-08-06	1/2	3/8
6902-08-08	1/2	1/2
6902-10-06	5/8	3/8
6902-10-08	5/8	1/2
6902-10-12	5/8	3/4
6902-12-08	3/4	1/2
6902-12-12	3/4	3/4
6902-16-12	1	3/4
6902-16-16	1	1
6902-20-16	1 1/4	1
6902-20-20	1 1/4	1 1/4
6902-24-24	1 1/2	1 1/2

Steel Pipe Swivel Fittings-Installation Only

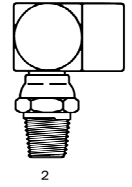


5701-S*

MJ-MP (SWIVEL)
ELBOW 90°

PART #	(M) JIC	(M) PIPE SWIVEL
5701-S-04-04	1/4	1/4
5701-S-06-04	3/8	1/4
5701-S-06-06	3/8	3/8
5701-S-08-06	1/2	3/8
5701-S-08-08	1/2	1/2
5701-S-10-08	5/8	1/2
5701-S-12-12	3/4	3/4

* SWIVEL IS FOR INSTALLATION ONLY

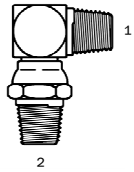


5702-S*

FP-MP (SWIVEL)
STREET ELBOW 90°

PART #	(F) PIPE	(M) PIPE SWIVEL
5702-S-04-04	1/4	1/4
5702-S-06-06	3/8	3/8
5702-S-08-08	1/2	1/2
5702-S-12-12	3/4	3/4

* SWIVEL IS FOR INSTALLATION ONLY

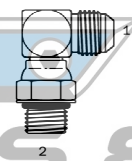


5700-S*

MP-MP (SWIVEL)
ELBOW 90°

PART #	(M) PIPE	(M) PIPE SWIVEL
5700-S-04-04	1/4	1/4
5700-S-06-06	3/8	3/8
5700-S-08-08	1/2	1/2
5700-S-12-12	3/4	3/4

* SWIVEL IS FOR INSTALLATION ONLY




6801-S*

MJ-MOR (SWIVEL)
ELBOW 90°

PART #	(M) JIC	(M) ORB SWIVEL
6801-S-06-06	3/8	3/8
6801-S-08-08	1/2	1/2
6801-S-10-10	5/8	5/8


* SWIVEL IS FOR INSTALLATION ONLY

Steel Beaded Hose Fittings



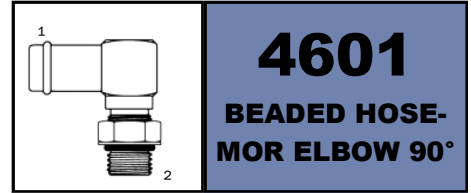
4404
BEADED HOSE-
MP

PART #	B.H.	(M) PIPE
4404-04-02	1/4	1/8
4404-04-04	1/4	1/4
4404-05-02	5/16	1/8
4404-06-04	3/8	1/4
4404-06-06	3/8	3/8
4404-08-06	1/2	3/8
4404-08-08	1/2	1/2
4404-10-08	5/8	1/2
4404-12-12	3/4	3/4
4404-16-16	1	1
4404-20-20	1 1/4	1 1/4
4404-24-24	1 1/2	1 1/2
4404-32-32	2	2



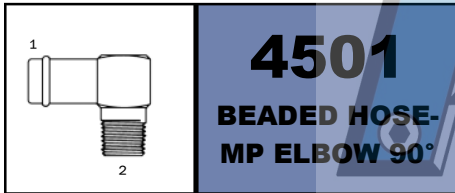
4503
BEADED HOSE-
MP ELBOW 45°

PART #	B.H.	(M) PIPE
4503-04-02	1/4	1/8
4503-04-04	1/4	1/4
4503-06-04	3/8	1/4
4503-06-06	3/8	3/8
4503-08-06	1/2	3/8
4503-08-08	1/2	1/2
4503-10-08	5/8	1/2
4503-12-12	3/4	3/4
4503-16-12	1	3/4
4503-16-16	1	1
4503-20-20	1 1/4	1 1/4
4503-24-24	1 1/2	1 1/2




4601
BEADED HOSE-
MOR ELBOW 90°

PART #	B.H.	(M) ORB
4601-04-04	1/4	1/4
4601-04-06	1/4	3/8
4601-06-06	3/8	3/8
4601-06-08	3/8	1/2
4601-08-06	1/2	3/8
4601-08-08	1/2	1/2
4601-10-08	5/8	1/2
4601-10-10	5/8	5/8
4601-10-12	5/8	3/4
4601-12-08	3/4	1/2
4601-12-10	3/4	5/8
4601-12-12	3/4	3/4
4601-16-12	1	3/4
4601-16-16	1	1
4601-20-16	1 1/4	1
4601-20-20	1 1/4	1 1/4
4601-24-20	1 1/2	1 1/4
4601-24-24	1 1/2	1 1/2



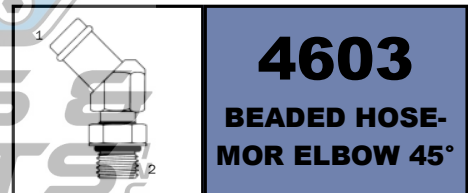
4501
BEADED HOSE-
MP ELBOW 90°

PART #	B.H.	(M) PIPE
4501-04-02	1/4	1/8
4501-04-04	1/4	1/4
4501-06-04	3/8	1/4
4501-06-06	3/8	3/8
4501-06-08	3/8	1/2
4501-08-06	1/2	3/8
4501-08-08	1/2	1/2
4501-10-08	5/8	1/2
4501-10-12	5/8	3/4
4501-12-08	3/4	1/2
4501-12-12	3/4	3/4
4501-16-12	1	3/4
4501-16-16	1	1
4501-20-20	1 1/4	1 1/4
4501-24-20	1 1/2	1 1/4
4501-24-24	1 1/2	1 1/2



4604
BEADED HOSE-
MOR

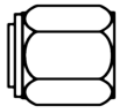
PART #	B.H.	(M) ORB
4604-04-04	1/4	1/4
4604-06-06	3/8	3/8
4604-08-08	1/2	1/2
4604-10-10	5/8	5/8
4604-12-12	3/4	3/4
4604-16-16	1	1
4604-20-20	1 1/4	1 1/4
4604-24-24	1 1/2	1 1/2
4604-32-32	2	2



4603
BEADED HOSE-
MOR ELBOW 45°

PART #	B.H.	(M) ORB
4603-04-04	1/4	1/4
4603-06-06	3/8	3/8
4603-08-08	1/2	1/2
4603-10-08	5/8	1/2
4603-10-10	5/8	5/8
4603-12-08	3/4	1/2
4603-12-12	3/4	3/4
4603-16-12	1	3/4
4603-16-16	1	1
4603-20-16	1 1/4	1
4603-20-20	1 1/4	1 1/4
4603-24-24	1 1/2	1 1/2

Steel O-Ring Face Seal Adapters



FF304C

ORFS CAP NUT

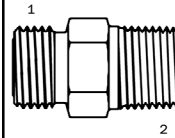
PART #	(F) ORFS
FF304C-04	1/4
FF304C-06	3/8
FF304C-08	1/2
FF304C-10	5/8
FF304C-12	3/4
FF304C-16	1
FF304C-20	1 1/4
FF304C-24	1 1/2



FF319

ORFS BRAZE-ON SLEEVE


PART #	TUBE SIZE
FF319-04	1/4
FF319-06	3/8
FF319-08	1/2
FF319-10	5/8
FF319-12	3/4
FF319-16	1
FF319-20	1 1/4
FF319-24	1 1/2



FF2404

MORFS-MP CONNECTOR

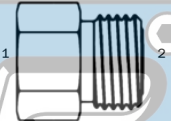
PART #	(M)ORFS	(M) PIPE
FF2404-04-02	1/4	1/8
FF2404-04-04	1/4	1/4
FF2404-04-06	1/4	3/8
FF2404-06-04	3/8	1/4
FF2404-06-06	3/8	3/8
FF2404-06-08	3/8	1/2
FF2404-08-06	1/2	3/8
FF2404-08-08	1/2	1/2
FF2404-08-12	1/2	3/4
FF2404-10-08	5/8	1/2
FF2404-10-12	5/8	3/4
FF2404-12-08	3/4	1/2
FF2404-12-12	3/4	3/4
FF2404-16-12	1	3/4
FF2404-16-16	1	1
FF2404-20-20	1 1/4	1 1/4



FF306

ORFS BULKHEAD LOCK NUT

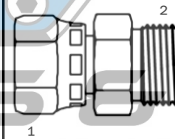
PART #	(M) ORFS
FF306-04	1/4
FF306-06	3/8
FF306-08	1/2
FF306-10	5/8
FF306-12	3/4
FF306-16	1
FF306-20	1 1/4
FF306-24	1 1/2



FF403

BRAZE-ON MORFS

PART #	TUBE	(M)ORFS
FF403-04-04	1/4	1/4
FF403-06-06	3/8	3/8
FF403-08-08	1/2	1/2
FF403-10-10	5/8	5/8
FF403-12-12	3/4	3/4
FF403-16-16	1	1
FF403-20-20	1 1/4	1 1/4
FF403-24-24	1 1/2	1 1/2



FF2406

FORFS-MORFS REDUCER

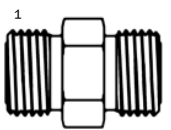
PART #	(F) ORFS	(M)ORFS
FF2406-06-04	3/8	1/4
FF2406-08-04	1/2	1/4
FF2406-08-06	1/2	3/8
FF2406-10-06	5/8	3/8
FF2406-10-08	5/8	1/2
FF2406-12-04	3/4	1/4
FF2406-12-06	3/4	3/8
FF2406-12-08	3/4	1/2
FF2406-12-10	3/4	5/8
FF2406-16-08	1	1/2
FF2406-16-12	1	3/4
FF2406-20-16	1 1/4	1



FF318

ORFS TUBE NUT

PART #	(F) ORFS
FF318-04	1/4
FF318-06	3/8
FF318-08	1/2
FF318-10	5/8
FF318-12	3/4
FF318-16	1
FF318-20	1 1/4
FF318-24	1 1/2

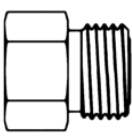
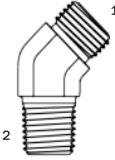
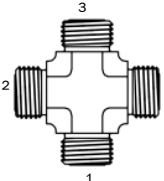
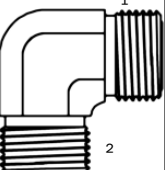
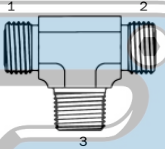
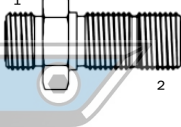
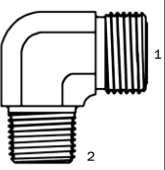
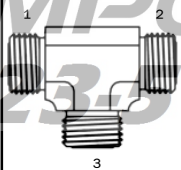
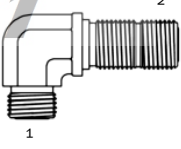


FF2403

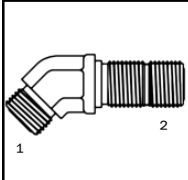
MORFS-MORFS UNION

PART #	(M)ORFS	(M)ORFS
FF2403-04-04	1/4	1/4
FF2403-06-06	3/8	3/8
FF2403-08-08	1/2	1/2
FF2403-10-10	5/8	5/8
FF2403-12-12	3/4	3/4
FF2403-16-16	1	1
FF2403-20-20	1 1/4	1 1/4
FF2403-24-24	1 1/2	1 1/2

Steel O-Ring Face Seal Adapters

	<h2>FF2408</h2> <p>MORFS PLUG</p>		<h2>FF2503</h2> <p>MORFS-MP ELBOW 45°</p>		<h2>FF2650</h2> <p>MORFS UNION CROSS</p>																																																																											
<table border="1"> <thead> <tr> <th>PART #</th> <th>(M) ORFS</th> </tr> </thead> <tbody> <tr><td>FF2408-04</td><td>1/4</td></tr> <tr><td>FF2408-06</td><td>3/8</td></tr> <tr><td>FF2408-08</td><td>1/2</td></tr> <tr><td>FF2408-10</td><td>5/8</td></tr> <tr><td>FF2408-12</td><td>3/4</td></tr> <tr><td>FF2408-16</td><td>1</td></tr> <tr><td>FF2408-20</td><td>1 1/4</td></tr> <tr><td>FF2408-24</td><td>1 1/2</td></tr> </tbody> </table>	PART #	(M) ORFS	FF2408-04	1/4	FF2408-06	3/8	FF2408-08	1/2	FF2408-10	5/8	FF2408-12	3/4	FF2408-16	1	FF2408-20	1 1/4	FF2408-24	1 1/2		<table border="1"> <thead> <tr> <th>PART #</th> <th>(M)ORFS</th> <th>(M) PIPE</th> </tr> </thead> <tbody> <tr><td>FF2503-04-04</td><td>1/4</td><td>1/4</td></tr> <tr><td>FF2503-06-04</td><td>3/8</td><td>1/4</td></tr> <tr><td>FF2503-06-06</td><td>3/8</td><td>3/8</td></tr> <tr><td>FF2503-08-06</td><td>1/2</td><td>3/8</td></tr> <tr><td>FF2503-08-08</td><td>1/2</td><td>1/2</td></tr> <tr><td>FF2503-10-08</td><td>5/8</td><td>1/2</td></tr> <tr><td>FF2503-12-12</td><td>3/4</td><td>3/4</td></tr> <tr><td>FF2503-16-16</td><td>1</td><td>1</td></tr> </tbody> </table>	PART #	(M)ORFS	(M) PIPE	FF2503-04-04	1/4	1/4	FF2503-06-04	3/8	1/4	FF2503-06-06	3/8	3/8	FF2503-08-06	1/2	3/8	FF2503-08-08	1/2	1/2	FF2503-10-08	5/8	1/2	FF2503-12-12	3/4	3/4	FF2503-16-16	1	1		<table border="1"> <thead> <tr> <th>PART #</th> <th>(M) ORFS</th> </tr> </thead> <tbody> <tr><td>FF2650-04</td><td>1/4</td></tr> <tr><td>FF2650-06</td><td>3/8</td></tr> <tr><td>FF2650-08</td><td>1/2</td></tr> <tr><td>FF2650-10</td><td>5/8</td></tr> <tr><td>FF2650-12</td><td>3/4</td></tr> <tr><td>FF2650-16</td><td>1</td></tr> </tbody> </table>	PART #	(M) ORFS	FF2650-04	1/4	FF2650-06	3/8	FF2650-08	1/2	FF2650-10	5/8	FF2650-12	3/4	FF2650-16	1																	
PART #	(M) ORFS																																																																															
FF2408-04	1/4																																																																															
FF2408-06	3/8																																																																															
FF2408-08	1/2																																																																															
FF2408-10	5/8																																																																															
FF2408-12	3/4																																																																															
FF2408-16	1																																																																															
FF2408-20	1 1/4																																																																															
FF2408-24	1 1/2																																																																															
PART #	(M)ORFS	(M) PIPE																																																																														
FF2503-04-04	1/4	1/4																																																																														
FF2503-06-04	3/8	1/4																																																																														
FF2503-06-06	3/8	3/8																																																																														
FF2503-08-06	1/2	3/8																																																																														
FF2503-08-08	1/2	1/2																																																																														
FF2503-10-08	5/8	1/2																																																																														
FF2503-12-12	3/4	3/4																																																																														
FF2503-16-16	1	1																																																																														
PART #	(M) ORFS																																																																															
FF2650-04	1/4																																																																															
FF2650-06	3/8																																																																															
FF2650-08	1/2																																																																															
FF2650-10	5/8																																																																															
FF2650-12	3/4																																																																															
FF2650-16	1																																																																															
	<h2>FF2500</h2> <p>MORFS-MORFS ELBOW 90°</p>		<h2>FF2601</h2> <p>MORFS-MORFS-MP BRANCH TEE</p>		<h2>FF2700</h2> <p>MORFS-MORFS BULKHEAD</p>																																																																											
<table border="1"> <thead> <tr> <th>PART #</th> <th>(M)ORFS</th> <th>(M)ORFS</th> </tr> </thead> <tbody> <tr><td>FF2500-04-04</td><td>1/4</td><td>1/4</td></tr> <tr><td>FF2500-06-06</td><td>3/8</td><td>3/8</td></tr> <tr><td>FF2500-08-08</td><td>1/2</td><td>1/2</td></tr> <tr><td>FF2500-10-10</td><td>5/8</td><td>5/8</td></tr> <tr><td>FF2500-12-12</td><td>3/4</td><td>3/4</td></tr> <tr><td>FF2500-16-16</td><td>1</td><td>1</td></tr> <tr><td>FF2500-20-20</td><td>1 1/4</td><td>1 1/4</td></tr> <tr><td>FF2500-24-24</td><td>1 1/2</td><td>1 1/2</td></tr> </tbody> </table>	PART #	(M)ORFS	(M)ORFS	FF2500-04-04	1/4	1/4	FF2500-06-06	3/8	3/8	FF2500-08-08	1/2	1/2	FF2500-10-10	5/8	5/8	FF2500-12-12	3/4	3/4	FF2500-16-16	1	1	FF2500-20-20	1 1/4	1 1/4	FF2500-24-24	1 1/2	1 1/2		<table border="1"> <thead> <tr> <th>PART #</th> <th>(M)ORFS</th> <th>(M) PIPE</th> </tr> </thead> <tbody> <tr><td>FF2601-04-04</td><td>1/4</td><td>1/4</td></tr> <tr><td>FF2601-06-06</td><td>3/8</td><td>3/8</td></tr> <tr><td>FF2601-08-08</td><td>1/2</td><td>1/2</td></tr> <tr><td>FF2601-12-12</td><td>3/4</td><td>3/4</td></tr> </tbody> </table>	PART #	(M)ORFS	(M) PIPE	FF2601-04-04	1/4	1/4	FF2601-06-06	3/8	3/8	FF2601-08-08	1/2	1/2	FF2601-12-12	3/4	3/4		<table border="1"> <thead> <tr> <th>PART #</th> <th>(M) ORFS</th> </tr> </thead> <tbody> <tr><td>FF2700-04-04</td><td>1/4</td></tr> <tr><td>FF2700-06-06</td><td>3/8</td></tr> <tr><td>FF2700-08-08</td><td>1/2</td></tr> <tr><td>FF2700-10-10</td><td>5/8</td></tr> <tr><td>FF2700-12-12</td><td>3/4</td></tr> <tr><td>FF2700-16-16</td><td>1</td></tr> <tr><td>FF2700-20-20</td><td>1 1/4</td></tr> <tr><td>FF2700-24-24</td><td>1 1/2</td></tr> </tbody> </table>	PART #	(M) ORFS	FF2700-04-04	1/4	FF2700-06-06	3/8	FF2700-08-08	1/2	FF2700-10-10	5/8	FF2700-12-12	3/4	FF2700-16-16	1	FF2700-20-20	1 1/4	FF2700-24-24	1 1/2																
PART #	(M)ORFS	(M)ORFS																																																																														
FF2500-04-04	1/4	1/4																																																																														
FF2500-06-06	3/8	3/8																																																																														
FF2500-08-08	1/2	1/2																																																																														
FF2500-10-10	5/8	5/8																																																																														
FF2500-12-12	3/4	3/4																																																																														
FF2500-16-16	1	1																																																																														
FF2500-20-20	1 1/4	1 1/4																																																																														
FF2500-24-24	1 1/2	1 1/2																																																																														
PART #	(M)ORFS	(M) PIPE																																																																														
FF2601-04-04	1/4	1/4																																																																														
FF2601-06-06	3/8	3/8																																																																														
FF2601-08-08	1/2	1/2																																																																														
FF2601-12-12	3/4	3/4																																																																														
PART #	(M) ORFS																																																																															
FF2700-04-04	1/4																																																																															
FF2700-06-06	3/8																																																																															
FF2700-08-08	1/2																																																																															
FF2700-10-10	5/8																																																																															
FF2700-12-12	3/4																																																																															
FF2700-16-16	1																																																																															
FF2700-20-20	1 1/4																																																																															
FF2700-24-24	1 1/2																																																																															
	<h2>FF2501</h2> <p>MORFS-MP ELBOW 90°</p>		<h2>FF2603</h2> <p>MORFS UNION TEE</p>		<h2>FF2701</h2> <p>MORFS BULK-HEAD ELBOW 90°</p>																																																																											
<table border="1"> <thead> <tr> <th>PART #</th> <th>(M)ORFS</th> <th>(M) PIPE</th> </tr> </thead> <tbody> <tr><td>FF2501-04-02</td><td>1/4</td><td>1/8</td></tr> <tr><td>FF2501-04-04</td><td>1/4</td><td>1/4</td></tr> <tr><td>FF2501-06-04</td><td>3/8</td><td>1/4</td></tr> <tr><td>FF2501-06-06</td><td>3/8</td><td>3/8</td></tr> <tr><td>FF2501-08-06</td><td>1/2</td><td>3/8</td></tr> <tr><td>FF2501-08-08</td><td>1/2</td><td>1/2</td></tr> <tr><td>FF2501-10-08</td><td>5/8</td><td>1/2</td></tr> <tr><td>FF2501-12-12</td><td>3/4</td><td>3/4</td></tr> <tr><td>FF2501-12-16</td><td>3/4</td><td>1</td></tr> <tr><td>FF2501-16-16</td><td>1</td><td>1</td></tr> <tr><td>FF2501-20-20</td><td>1 1/4</td><td>1 1/4</td></tr> <tr><td>FF2501-24-24</td><td>1 1/2</td><td>1 1/2</td></tr> </tbody> </table>	PART #	(M)ORFS	(M) PIPE	FF2501-04-02	1/4	1/8	FF2501-04-04	1/4	1/4	FF2501-06-04	3/8	1/4	FF2501-06-06	3/8	3/8	FF2501-08-06	1/2	3/8	FF2501-08-08	1/2	1/2	FF2501-10-08	5/8	1/2	FF2501-12-12	3/4	3/4	FF2501-12-16	3/4	1	FF2501-16-16	1	1	FF2501-20-20	1 1/4	1 1/4	FF2501-24-24	1 1/2	1 1/2		<table border="1"> <thead> <tr> <th>PART #</th> <th>(M) ORFS</th> </tr> </thead> <tbody> <tr><td>FF2603-04</td><td>1/4</td></tr> <tr><td>FF2603-06</td><td>3/8</td></tr> <tr><td>FF2603-08</td><td>1/2</td></tr> <tr><td>FF2603-10</td><td>5/8</td></tr> <tr><td>FF2603-12</td><td>3/4</td></tr> <tr><td>FF2603-16</td><td>1</td></tr> <tr><td>FF2603-20</td><td>1 1/4</td></tr> <tr><td>FF2603-24</td><td>1 1/2</td></tr> </tbody> </table>	PART #	(M) ORFS	FF2603-04	1/4	FF2603-06	3/8	FF2603-08	1/2	FF2603-10	5/8	FF2603-12	3/4	FF2603-16	1	FF2603-20	1 1/4	FF2603-24	1 1/2		<table border="1"> <thead> <tr> <th>PART #</th> <th>(M) ORFS</th> </tr> </thead> <tbody> <tr><td>FF2701-04-04</td><td>1/4</td></tr> <tr><td>FF2701-06-06</td><td>3/8</td></tr> <tr><td>FF2701-08-08</td><td>1/2</td></tr> <tr><td>FF2701-10-10</td><td>5/8</td></tr> <tr><td>FF2701-12-12</td><td>3/4</td></tr> <tr><td>FF2701-16-16</td><td>1</td></tr> <tr><td>FF2701-20-20</td><td>1 1/4</td></tr> <tr><td>FF2701-24-24</td><td>1 1/2</td></tr> </tbody> </table>	PART #	(M) ORFS	FF2701-04-04	1/4	FF2701-06-06	3/8	FF2701-08-08	1/2	FF2701-10-10	5/8	FF2701-12-12	3/4	FF2701-16-16	1	FF2701-20-20	1 1/4	FF2701-24-24	1 1/2	
PART #	(M)ORFS	(M) PIPE																																																																														
FF2501-04-02	1/4	1/8																																																																														
FF2501-04-04	1/4	1/4																																																																														
FF2501-06-04	3/8	1/4																																																																														
FF2501-06-06	3/8	3/8																																																																														
FF2501-08-06	1/2	3/8																																																																														
FF2501-08-08	1/2	1/2																																																																														
FF2501-10-08	5/8	1/2																																																																														
FF2501-12-12	3/4	3/4																																																																														
FF2501-12-16	3/4	1																																																																														
FF2501-16-16	1	1																																																																														
FF2501-20-20	1 1/4	1 1/4																																																																														
FF2501-24-24	1 1/2	1 1/2																																																																														
PART #	(M) ORFS																																																																															
FF2603-04	1/4																																																																															
FF2603-06	3/8																																																																															
FF2603-08	1/2																																																																															
FF2603-10	5/8																																																																															
FF2603-12	3/4																																																																															
FF2603-16	1																																																																															
FF2603-20	1 1/4																																																																															
FF2603-24	1 1/2																																																																															
PART #	(M) ORFS																																																																															
FF2701-04-04	1/4																																																																															
FF2701-06-06	3/8																																																																															
FF2701-08-08	1/2																																																																															
FF2701-10-10	5/8																																																																															
FF2701-12-12	3/4																																																																															
FF2701-16-16	1																																																																															
FF2701-20-20	1 1/4																																																																															
FF2701-24-24	1 1/2																																																																															

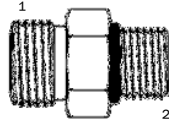
Steel O-Ring Face Seal Adapters



FF2702

MORFS BULK-HEAD ELBOW 45°

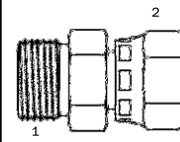
PART #	(M) ORFS
FF2702-04-04	1/4
FF2702-06-06	3/8
FF2702-08-08	1/2
FF2702-10-10	5/8
FF2702-12-12	3/4
FF2702-16-16	1
FF2702-20-20	1 1/4



FF6400

MORFS-MOR CONNECTOR

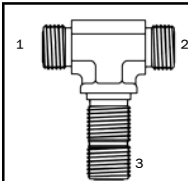
PART #	(M)ORFS	(M) ORB
FF6400-04-04	1/4	1/4
FF6400-04-06	1/4	3/8
FF6400-06-04	3/8	1/4
FF6400-06-06	3/8	3/8
FF6400-06-08	3/8	1/2
FF6400-06-10	3/8	5/8
FF6400-08-06	1/2	3/8
FF6400-08-08	1/2	1/2
FF6400-08-10	1/2	5/8
FF6400-08-12	1/2	3/4
FF6400-10-08	5/8	1/2
FF6400-10-10	5/8	5/8
FF6400-10-12	5/8	3/4
FF6400-12-08	3/4	1/2
FF6400-12-10	3/4	5/8
FF6400-12-12	3/4	3/4
FF6400-12-16	3/4	1
FF6400-16-12	1	3/4
FF6400-16-16	1	1
FF6400-16-20	1	1 1/4
FF6400-20-16	1 1/4	1
FF6400-20-20	1 1/4	1 1/4
FF6400-24-24	1 1/2	1 1/2



FF6402

MORFS-FJX CONNECTOR

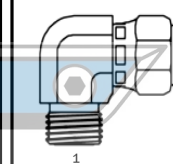
PART #	(M)ORFS	(F) JIC SWIVEL
FF6402-04-04	1/4	1/4
FF6402-06-06	3/8	3/8
FF6402-08-08	1/2	1/2
FF6402-10-10	5/8	5/8
FF6402-12-12	3/4	3/4
FF6402-16-16	1	1
FF6402-20-20	1 1/4	1 1/4



FF2703

MORFS BULK-HEAD TEE

PART #	(M) ORFS
FF2703-04	1/4
FF2703-06	3/8
FF2703-08	1/2
FF2703-10	5/8
FF2703-12	3/4
FF2703-16	1
FF2703-20	1 1/4



FF6500

MORFS-FORFS ELBOW 90°

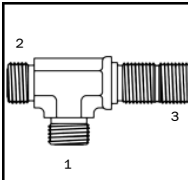
PART #	(M)ORFS	(F) ORFS SWIVEL
FF6500-04-04	1/4	1/4
FF6500-06-06	3/8	3/8
FF6500-08-08	1/2	1/2
FF6500-10-10	5/8	5/8
FF6500-12-12	3/4	3/4
FF6500-16-16	1	1
FF6500-20-20	1 1/4	1 1/4
FF6500-24-24	1 1/2	1 1/2



FF6400-L

MORFS-MOR CONNECTOR LONG

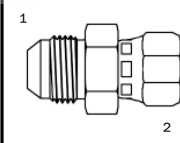
PART #	(M)ORFS	(M) ORB
FF6400-L-04	1/4	1/4
FF6400-L-06	3/8	3/8
FF6400-L-08	1/2	1/2
FF6400-L-10	5/8	5/8
FF6400-L-12	3/4	3/4
FF6400-L-16	1	1
FF6400-L-20	1 1/4	1 1/4
FF6400-L-24	1 1/2	1 1/2



FF2704

MORFS BULK-HEAD TEE

PART #	(M) ORFS
FF2704-04	1/4
FF2704-06	3/8
FF2704-08	1/2
FF2704-10	5/8
FF2704-12	3/4
FF2704-16	1
FF2704-20	1 1/4



FF6504

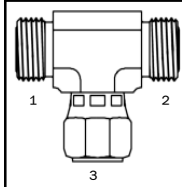
MJ-FORFS CONNECTOR

PART #	(M) JIC	(F) ORFS SWIVEL
FF6504-04-04	1/4	1/4
FF6504-06-06	3/8	3/8
FF6504-08-08	1/2	1/2
FF6504-10-10	5/8	5/8
FF6504-12-12	3/4	3/4
FF6504-16-16	1	1
FF6504-20-20	1 1/4	1 1/4

ORFS Bulkhead Fittings require a FF306 Locknut. To order ORFS Bulkhead fittings as an assembly Add "LN" to the part #.

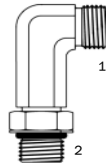
EX: FF2700-LN-06-06

Steel O-Ring Face Seal Adapters



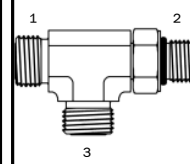
FF6600
MORFS-MORFS-
FORFS TEE

PART #	(M)ORFS	(F) ORFS SWIVEL
FF6600-04	1/4	1/4
FF6600-06	3/8	3/8
FF6600-08	1/2	1/2
FF6600-10	5/8	5/8
FF6600-12	3/4	3/4
FF6600-16	1	1
FF6600-20	1 1/4	1 1/4



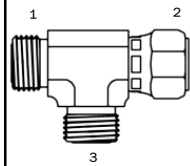
FF6801-L
MORFS-MOR
ELBOW 90° LONG

PART #	(M)ORFS	(M) ORB
FF6801-L-04	1/4	1/4
FF6801-L-06	3/8	3/8
FF6801-L-08	1/2	1/2
FF6801-L-10	5/8	5/8
FF6801-L-12	3/4	3/4
FF6801-L-16	1	1
FF6801-L-20	1 1/4	1 1/4



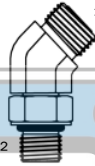
FF6804
MORFS-MOR-
MORFS TEE

PART #	(M)ORFS	(M) ORB
FF6804-04	1/4	1/4
FF6804-06	3/8	3/8
FF6804-08	1/2	1/2
FF6804-10	5/8	5/8
FF6804-12	3/4	3/4
FF6804-16	1	1
FF6804-20	1 1/4	1 1/4



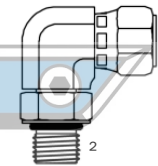
FF6602
MORFS-FORFS-
MORFS TEE

PART #	(M)ORFS	(F) ORFS SWIVEL
FF6602-04	1/4	1/4
FF6602-06	3/8	3/8
FF6602-08	1/2	1/2
FF6602-10	5/8	5/8
FF6602-12	3/4	3/4
FF6602-16	1	1
FF6602-20	1 1/4	1 1/4



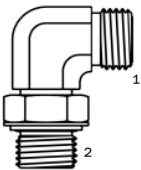
FF6802
MORFS-MOR
ELBOW 45°

PART #	(M)ORFS	(M) ORB
FF6802-04-04	1/4	1/4
FF6802-04-06	1/4	3/8
FF6802-06-04	3/8	1/4
FF6802-06-06	3/8	3/8
FF6802-06-08	3/8	1/2
FF6802-08-06	1/2	3/8
FF6802-08-08	1/2	1/2
FF6802-08-10	1/2	5/8
FF6802-10-10	5/8	5/8
FF6802-10-12	5/8	3/4
FF6802-12-10	3/4	5/8
FF6802-12-12	3/4	3/4
FF6802-16-16	1	1
FF6802-20-20	1 1/4	1 1/4



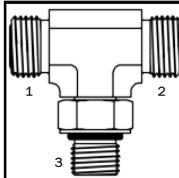
FF6809
FORFS-MOR
ELBOW 90°

PART #	(F) ORFS SWIVEL	(M) ORB
FF6809-04-04	1/4	1/4
FF6809-06-06	3/8	3/8
FF6809-08-08	1/2	1/2
FF6809-10-10	5/8	5/8
FF6809-12-12	3/4	3/4
FF6809-16-16	1	1



FF6801
MORFS-MOR
ELBOW 90°

PART #	(M)ORFS	(M) ORB
FF6801-04-04	1/4	1/4
FF6801-04-06	1/4	3/8
FF6801-06-04	3/8	1/4
FF6801-06-06	3/8	3/8
FF6801-06-08	3/8	1/2
FF6801-08-06	1/2	3/8
FF6801-08-08	1/2	1/2
FF6801-08-10	1/2	5/8
FF6801-08-12	1/2	3/4
FF6801-10-08	5/8	1/2
FF6801-10-10	5/8	5/8
FF6801-10-12	5/8	3/4
FF6801-12-08	3/4	1/2
FF6801-12-10	3/4	5/8
FF6801-12-12	3/4	3/4
FF6801-12-16	3/4	1
FF6801-16-12	1	3/4
FF6801-16-16	1	1
FF6801-20-20	1 1/4	1 1/4



FF6803
MORFS-MORFS-
MOR TEE

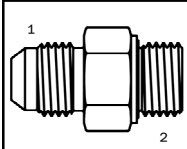
PART #	(M)ORFS	(M) ORB
FF6803-04	1/4	1/4
FF6803-06	3/8	3/8
FF6803-08	1/2	1/2
FF6803-10	5/8	5/8
FF6803-12	3/4	3/4
FF6803-16	1	1
FF6803-20	1 1/4	1 1/4



90DFF
ORFS VITON 90
DURO O-RING

PART #	ORFS SIZE
90DFF-04	1/4
90DFF-06	3/8
90DFF-08	1/2
90DFF-10	5/8
90DFF-12	3/4
90DFF-16	1
90DFF-20	1 1/4
90DFF-24	1 1/2

Steel Metric & BSPP Adapters



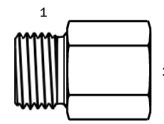
8800 MJ-MBSPP CONNECTOR

PART #	(M) JIC	(M)BSPP
8800-04-02	1/4	1/8
8800-04-04	1/4	1/4
8800-04-06	1/4	3/8
8800-06-04	3/8	1/4
8800-06-06	3/8	3/8
8800-06-08	3/8	1/2
8800-08-06	1/2	3/8
8800-08-08	1/2	1/2
8800-08-12	1/2	3/4
8800-10-08	5/8	1/2
8800-10-12	5/8	3/4
8800-12-08	3/4	1/2
8800-12-12	3/4	3/4
8800-12-16	3/4	1
8800-16-12	1	3/4
8800-16-16	1	1
8800-20-20	1 1/4	1 1/4
8800-24-20	1 1/2	1 1/4
8800-24-24	1 1/2	1 1/2




8808 MBSPP HEX HEAD PLUG

PART #	(M) BSPP
8808-02	1/8
8808-04	1/4
8808-06	3/8
8808-08	1/2
8808-10	5/8
8808-12	3/4
8808-16	1
8808-20	1 1/4
8808-24	1 1/2
8808-32	2



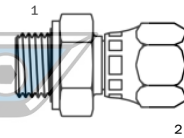
8855 MBSPP-FP CONNECTOR

PART #	(M)BSPP	(F) PIPE
8855-02-02	1/8	1/8
8855-04-02	1/4	1/8
8855-04-04	1/4	1/4
8855-06-02	3/8	1/8
8855-06-04	3/8	1/4
8855-06-06	3/8	3/8
8855-08-04	1/2	1/4
8855-08-06	1/2	3/8
8855-08-08	1/2	1/2
8855-12-08	3/4	1/2
8855-12-12	3/4	3/4
8855-16-16	1	1
8855-20-20	1 1/4	1 1/4
8855-24-24	1 1/2	1 1/2



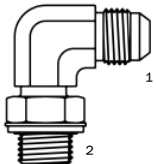
8808-HP MBSPP HOLLOW HEX PLUG

PART #	(M) BSPP
8808-HP-02	1/8
8808-HP-04	1/4
8808-HP-06	3/8
8808-HP-08	1/2
8808-HP-12	3/4
8808-HP-16	1
8808-HP-20	1 1/4
8808-HP-24	1 1/2



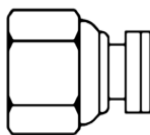
8802 MBSPP-FJX CONNECTOR

PART #	(M)BSPP	(F)JIC SWIVEL
8802-04-04	1/4	1/4
8802-04-06	1/4	3/8
8802-06-04	3/8	1/4
8802-06-06	3/8	3/8
8802-06-08	3/8	1/2
8802-08-06	1/2	3/8
8802-08-08	1/2	1/2
8802-08-10	1/2	5/8
8802-10-08	5/8	1/2
8802-10-10	5/8	5/8
8802-12-12	3/4	3/4
8802-16-16	1	1
8802-20-20	1 1/4	1 1/4
8802-24-24	1 1/2	1 1/2



8801 MJ-MBSPP ELBOW 90°

PART #	(M) JIC	(M)BSPP
8801-04-02	1/4	1/8
8801-04-04	1/4	1/4
8801-06-04	3/8	1/4
8801-06-06	3/8	3/8
8801-06-08	3/8	1/2
8801-08-06	1/2	3/8
8801-08-08	1/2	1/2
8801-08-12	1/2	3/4
8801-10-06	5/8	3/8
8801-10-08	5/8	1/2
8801-10-12	5/8	3/4
8801-12-08	3/4	1/2
8801-12-12	3/4	3/4
8801-12-16	3/4	1
8801-16-12	1	3/4
8801-16-16	1	1
8801-20-16	1 1/4	1
8801-20-20	1 1/4	1 1/4
8801-24-24	1 1/2	1 1/2



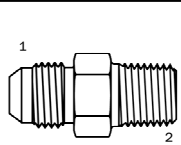
8806 BSPP SWIVEL CAP

PART #	(F) BSPP SWIVEL
8806-02	1/8
8806-04	1/4
8806-06	3/8
8806-08	1/2
8806-10	5/8
8806-12	3/4
8806-16	1
8806-20	1 1/4
8806-24	1 1/2

All Male British parallel threads used for port application require a seal.

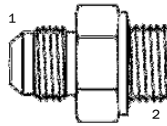
Our Male BSPP Fittings come standard with a seal included unless specified at the time of ordering.

Steel Metric & BSPP Adapters



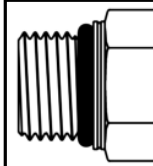
8900 MJ-MBSPT CONNECTOR

PART #	(M) JIC	(M)BSPT
8900-04-02	1/4	1/8
8900-04-04	1/4	1/4
8900-05-02	5/16	1/8
8900-05-04	5/16	1/4
8900-06-04	3/8	1/4
8900-06-06	3/8	3/8
8900-06-08	3/8	1/2
8900-08-06	1/2	3/8
8900-08-08	1/2	1/2
8900-10-08	5/8	1/2
8900-12-08	3/4	1/2
8900-12-12	3/4	3/4
8900-16-12	1	3/4
8900-16-16	1	1
8900-20-20	1 1/4	1 1/4
8900-24-24	1 1/2	1 1/2



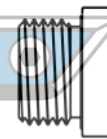
8700 MJ-MM CONNECTOR

PART #	(M) JIC	METRIC
8700-04-10	1/4	10X1.0
8700-04-12	1/4	12X1.5
8700-04-14	1/4	14X1.5
8700-05-12	5/16	12X1.5
8700-06-14	3/8	14X1.5
8700-06-16	3/8	16X1.5
8700-08-16	1/2	16X1.5
8700-08-18	1/2	18X1.5
8700-10-18	5/8	18X1.5
8700-10-20	5/8	20X1.5
8700-10-22	5/8	22X1.5
8700-12-22	3/4	22X1.5
8700-12-27	3/4	27X2.0
8700-16-27	1	27X2.0
8700-16-33	1	33X2.0
8700-20-42	1 1/4	42X2.0



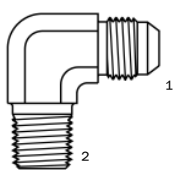
8708 MM HEX HEAD PLUG

PART #	METRIC
8708-10	10X1.0
8708-12	12X1.5
8708-14	14X1.5
8708-16	16X1.5
8708-18	18X1.5
8708-20	20X1.5
8708-22	22X1.5
8708-26	26X1.5



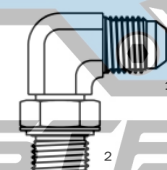
8708-HP MM HOLLOW HEX PLUG

PART #	METRIC
8708-HP-10	10X1.0
8708-HP-12	12X1.5
8708-HP-14	14X1.5
8708-HP-16	16X1.5
8708-HP-18	18X1.5
8708-HP-20	20X1.5
8708-HP-22	22X1.5
8708-HP-26	26X1.5
8708-HP-27	27X2.0
8708-HP-33	33X2.0
8708-HP-42	42X2.0



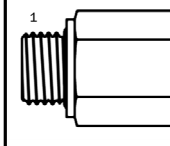
8901 MJ-MBSPT ELBOW 90°

PART #	(M) JIC	(M)BSPT
8901-04-02	1/4	1/8
8901-04-04	1/4	1/4
8901-06-04	3/8	1/4
8901-06-06	3/8	3/8
8901-06-08	3/8	1/2
8901-08-06	1/2	3/8
8901-08-08	1/2	1/2
8901-10-08	5/8	1/2
8901-12-12	3/4	3/4
8901-16-16	1	1
8901-20-20	1 1/4	1 1/4



8701 MJ-MM ELBOW 90°

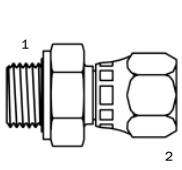
PART #	(M) JIC	METRIC
8701-04-10	1/4	10X1.0
8701-04-12	1/4	12X1.5
8701-04-14	1/4	14X1.5
8701-05-12	5/16	12X1.5
8701-06-14	3/8	14X1.5
8701-06-16	3/8	16X1.5
8701-08-16	1/2	16X1.5
8701-08-18	1/2	18X1.5
8701-10-18	5/8	18X1.5
8701-10-20	5/8	20X1.5
8701-10-22	5/8	22X1.5
8701-12-22	3/4	22X1.5
8701-12-27	3/4	27X2.0
8701-16-27	1	27X2.0
8701-16-33	1	33X2.0
8701-20-42	1 1/4	42X2.0



8755 MM-FP CONNECTOR

PART #	METRIC	(F) PIPE
8755-10-02	10X1.0	1/8
8755-12-04	12X1.5	1/4
8755-14-04	14X1.5	1/4
8755-16-06	16X1.5	3/8
8755-16-08	16X1.5	1/2
8755-18-06	18X1.5	3/8
8755-18-08	18X1.5	1/2
8755-22-08	22X1.5	1/2
8755-22-12	22X1.5	3/4
8755-26-12	26X1.5	3/4
8755-27-12	27X2.0	3/4
8755-33-16	33X2.0	1

Steel Metric & BSPP Adapters



8702 MM-FJX CONNECTOR

<u>PART #</u>	<u>METRIC</u>	<u>(F)JIC SWIVEL</u>
8702-12-05	12X1.5	5/16
8702-14-06	14X1.5	3/8
8702-16-06	16X1.5	3/8
8702-16-08	16X1.5	1/2
8702-16-10	16X1.5	5/8
8702-18-06	18X1.5	3/8
8702-18-08	18X1.5	1/2
8702-18-10	18X1.5	5/8
8702-20-08	20X1.5	1/2
8702-20-10	20X1.5	5/8
8702-20-16	20X1.5	1
8702-22-06	22X1.5	3/8
8702-22-08	22X1.5	1/2
8702-22-10	22X1.5	5/8




BS-BP BONDED BSPP SEAL

<u>PART #</u>	<u>BSPP</u>
BS-BP-02	1/8
BS-BP-04	1/4
BS-BP-06	3/8
BS-BP-08	1/2
BS-BP-10	5/8
BS-BP-12	3/4
BS-BP-16	1
BS-BP-20	1 1/4
BS-BP-24	1 1/2
BS-BP-32	2



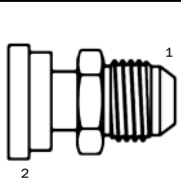
BS-MM BONDED METRIC SEAL

<u>PART #</u>	<u>METRIC</u>
BS-MM-06	6X1.0
BS-MM-08	8X1.0
BS-MM-10	10X1.5
BS-MM-12	12X1.5
BS-MM-14	14X1.5
BS-MM-16	16X1.5
BS-MM-18	18X1.5
BS-MM-20	20X1.5
BS-MM-22	22X1.5
BS-MM-24	24X1.5
BS-MM-26	26X1.5
BS-MM-27	27X2.0
BS-MM-30	30X2.0
BS-MM-33	33X2.0
BS-MM-36	36X2.0
BS-MM-42	42X2.0



Split Flange Adapters

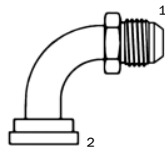
Code 61 & 62



6100

MJ-C61
FLANGE

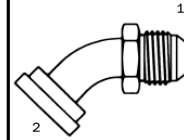
PART #	(M) JIC	C61 FLG
6100-08-08	1/2	1/2
6100-08-12	1/2	3/4
6100-10-10	5/8	5/8
6100-12-10	3/4	5/8
6100-12-12*	3/4	3/4
6100-12-16	3/4	1
6100-16-12	1	3/4
6100-16-16*	1	1
6100-16-20	1	1 1/4
6100-16-24	1	1 1/2
6100-20-16	1 1/4	1
6100-20-20*	1 1/4	1 1/4
6100-20-24	1 1/4	1 1/2
6100-24-24*	1 1/2	1 1/2
6100-32-32	2	2



6190

MJ-C61 FLANGE
ELBOW 90°

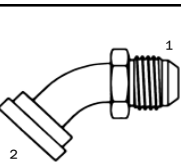
PART #	(M) JIC	C61 FLG
6190-08-08	1/2	1/2
6190-08-12	1/2	3/4
6190-10-10	5/8	5/8
6190-12-10	3/4	5/8
6190-12-12*	3/4	3/4
6190-12-16	3/4	1
6190-12-20	3/4	1 1/4
6190-16-16*	1	1
6190-16-20	1	1 1/4
6190-16-24	1	1 1/2
6190-20-16	1 1/4	1
6190-20-20*	1 1/4	1 1/4
6190-20-24	1 1/4	1 1/2
6190-24-16	1 1/2	1
6190-24-20	1 1/2	1 1/4
6190-24-24*	1 1/2	1 1/2
6190-24-32	1 1/2	2
6190-32-32	2	2



6245

MJ-C62 FLANGE
ELBOW 45°

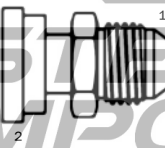
PART #	(M) JIC	C62 FLG
6245-12-12	3/4	3/4
6245-12-16	3/4	1
6245-16-12	1	3/4
6245-16-16	1	1
6245-16-20	1	1 1/4
6245-20-20	1 1/4	1 1/4
6245-20-24	1 1/4	1 1/2
6245-24-24	1 1/2	1 1/2
6245-32-32	2	2



6145

MJ-C61 FLANGE
ELBOW 45°

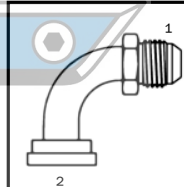
PART #	(M) JIC	C61 FLG
6145-08-08	1/2	1/2
6145-08-12	1/2	3/4
6145-12-12	3/4	3/4
6145-12-16	3/4	1
6145-12-20	3/4	1 1/4
6145-16-12	1	3/4
6145-16-16	1	1
6145-16-20	1	1 1/4
6145-16-24	1	1 1/2
6145-20-12	1 1/4	3/4
6145-20-16	1 1/4	1
6145-20-20	1 1/4	1 1/4
6145-20-24	1 1/4	1 1/2
6145-24-20	1 1/2	1 1/4
6145-24-24	1 1/2	1 1/2
6145-32-32	2	2



6200

MJ-C62
FLANGE

PART #	(M) JIC	C62 FLG
6200-12-12*	3/4	3/4
6200-12-16	3/4	1
6200-16-16*	1	1
6200-16-20	1	1 1/4
6200-16-24	1	1 1/2
6200-20-16	1 1/4	1
6200-20-20*	1 1/4	1 1/4
6200-20-24	1 1/4	1 1/2
6200-24-20	1 1/2	1 1/4
6200-24-24*	1 1/2	1 1/2
6200-32-32	2	2



6290

MJ-C62 FLANGE
ELBOW 90°

PART #	(M) JIC	C62 FLG
6290-12-12*	3/4	3/4
6290-12-16	3/4	1
6290-16-12	1	3/4
6290-16-16*	1	1
6290-16-20	1	1 1/4
6290-16-24	1	1 1/2
6290-20-16	1 1/4	1
6290-20-20*	1 1/4	1 1/4
6290-20-24	1 1/4	1 1/2
6290-24-24*	1 1/2	1 1/2
6290-32-32	2	2

* Available as a one-piece forged construction. Please add "F" at the end of the part number when ordering.


EX: 6100-12-12F

CODE 61= 3,000 PSI

CODE 62= 6,000 PSI

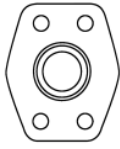
Split Flanges & Flange Pads

Code 61 / 3,000 psi




SF
C61 SPLIT
FLANGE HALF

PART #	SIZE
SF-08	1/2
SF-12	3/4
SF-16	1
SF-20	1 1/4
SF-24	1 1/2
SF-32	2
SF-40	2 1/2
SF-48	3



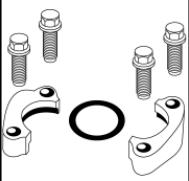
W4
C61 PIPE WELD
FLANGE PAD

PART #	(F) PIPE	PAD SZ
W4-08-08	1/2	1/2
W4-12-12	3/4	3/4
W4-16-16	1	1
W4-20-20	1 1/4	1 1/4
W4-24-24	1 1/2	1 1/2
W4-32-32	2	2
W4-40-40	2 1/2	2 1/2
W4-48-48	3	3




W43
C61 FP FLANGE
PAD

PART #	(F) PIPE	PAD SZ
W43-08-08	1/2	1/2
W43-12-12	3/4	3/4
W43-16-16	1	1
W43-20-20	1 1/4	1 1/4
W43-24-24	1 1/2	1 1/2
W43-32-32	2	2
W43-40-40	2 1/4	2 1/2
W43-48-48	3	3




SFK
C61 SPLIT
FLANGE KIT

PART #	SIZE
SFK-08	1/2
SFK-12	3/4
SFK-16	1
SFK-20	1 1/4
SFK-24	1 1/2
SFK-32	2
SFK-40	2 1/2
SFK-48	3



W4K
C61 PIPE WELD
FLANGE PAD
KIT

PART #	(F) PIPE	PAD SZ
W4K-08-08	1/2	1/2
W4K-12-12	3/4	3/4
W4K-16-16	1	1
W4K-20-20	1 1/4	1 1/4
W4K-24-24	1 1/2	1 1/2
W4K-32-32	2	2
W4K-40-40	2 1/2	2 1/2
W4K-48-48	3	3



W43K
C61 FP FLANGE
PAD KIT

PART #	(F) PIPE	PAD SZ
W43K-08-08	1/2	1/2
W43K-12-12	3/4	3/4
W43K-16-16	1	1
W43K-20-20	1 1/4	1 1/4
W43K-24-24	1 1/2	1 1/2
W43K-32-32	2	2
W43K-40-40	2 1/2	2 1/2
W43K-48-48	3	3

- All Split-Flange Pad Kits consist of the following components:

2 SPLIT FLANGE HALVES
4 HEX HEAD CAP SCREWS
4 SPRING LOCK WASHERS
1 NITRILE O-RING

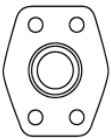
All kits are individually packaged before shipping.

- All Flange Pad Kits consist of the following components:

1 FLANGE PAD
4 HEX HEAD CAP SCREWS
4 SPRING LOCK WASHERS
1 NITRILE O-RING

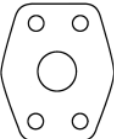
All kits are individually packaged before shipping.

Split Flanges & Flange Pads Code 61 / 3,000 psi




W46
C61 FEM O-RING
FLANGE PAD

PART #	(F) ORB	PAD SZ
W46-08-08	1/2	1/2
W46-12-12	3/4	3/4
W46-16-16	1	1
W46-20-20	1 1/4	1 1/4
W46-24-24	1 1/2	1 1/2
W46-32-32	2	2




WC43
C61 FP
COMPANION PAD

PART #	(F) PIPE	PAD SZ
WC43-08-08	1/2	1/2
WC43-12-12	3/4	3/4
WC43-16-16	1	1
WC43-20-20	1 1/4	1 1/4
WC43-24-24	1 1/2	1 1/2
WC43-32-32	2	2
WC43-40-40	2 1/2	2 1/2
WC43-48-48	3	3




6861-P
C61 SPLIT
FLANGE PLUG

PART #	FLANGE SZ
6861-P-08	1/2
6861-P-12	3/4
6861-P-16	1
6861-P-20	1 1/4
6861-P-24	1 1/2
6861-P-32	2
6861-P-40	2 1/2



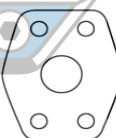
W46K
C61 FEM O-RING
FLANGE PAD KIT

PART #	(F) ORB	PAD SZ
W46K-08-08	1/2	1/2
W46K-12-12	3/4	3/4
W46K-16-16	1	1
W46K-20-20	1 1/4	1 1/4
W46K-24-24	1 1/2	1 1/2
W46K-32-32	2	2




WC46
C61 FEM O-RING
COMPANION PAD

PART #	(F) ORB	PAD SZ
WC46-08-08	1/2	1/2
WC46-12-12	3/4	3/4
WC46-16-16	1	1
WC46-20-20	1 1/4	1 1/4
WC46-24-24	1 1/2	1 1/2
WC46-32-32	2	2




CP
C61 FLANGE
CONNECTOR

PART #	FLANGE SZ
CP-08	1/2
CP-12	3/4
CP-16	1
CP-20	1 1/4
CP-24	1 1/2
CP-32	2
CP-40	2 1/2
CP-48	3




WC4
C61 PIPE WELD
COMPANION PAD

PART #	(F) PIPE	PAD SZ
WC4-08-08	1/2	1/2
WC4-12-12	3/4	3/4
WC4-16-16	1	1
WC4-20-20	1 1/4	1 1/4
WC4-24-24	1 1/2	1 1/2
WC4-32-32	2	2
WC4-40-40	2 1/2	2 1/2
WC4-48-48	3	3



6861
C61 BRAZE-
FLANGE HEAD

PART #	TUBE	FL SZ
6861-08-08	1/2	1/2
6861-12-12	3/4	3/4
6861-16-16	1	1
6861-20-20	1 1/4	1 1/4
6861-24-24	1 1/2	1 1/2
6861-32-32	2	2
6861-40-40	2 1/2	2 1/2
6861-48-48	3	3




90DF
90 DUROMETER
FLANGE O-RING

PART #	S.F. SZ	O.R. #
90DF-08	1/2	210
90DF-12	3/4	214
90DF-16	1	219
90DF-20	1 1/4	222
90DF-24	1 1/2	225
90DF-32	2	228
90DF-40	2 1/2	232
90DF-48	3	237

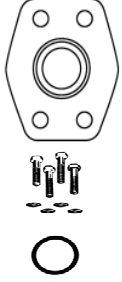
Split Flanges & Flange Pads

Code 62 / 6,000 psi



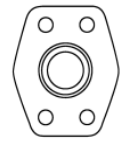
SFX
C62 SPLIT
FLANGE HALF

PART #	SIZE
SFX-08	1/2
SFX-12	3/4
SFX-16	1
SFX-20	1 1/4
SFX-24	1 1/2
SFX-32	2



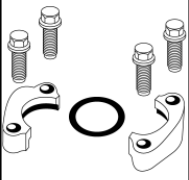
W42K
C62 PIPE WELD
FLANGE PAD
KIT

PART #	(F) PIPE	PAD SZ
W42K-08-08	1/2	1/2
W42K-12-12	3/4	3/4
W42K-16-16	1	1
W42K-20-20	1 1/4	1 1/4
W42K-24-24	1 1/2	1 1/2
W42K-32-32	2	2



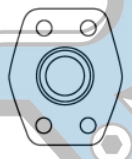
W48
C62 FEM O-RING
FLANGE PAD

PART #	(F) ORB	PAD SZ
W48-08-08	1/2	1/2
W48-12-12	3/4	3/4
W48-16-16	1	1
W48-20-20	1 1/4	1 1/4
W48-24-24	1 1/2	1 1/2
W48-32-32	2	2




SFXK*
C62 SPLIT
FLANGE KIT

PART #	SIZE
SFXK-08	1/2
SFXK-12	3/4
SFXK-16	1
SFXK-20	1 1/4
SFXK-24	1 1/2
SFXK-32	2



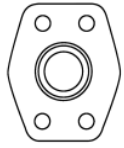
W44
C62 FP
FLANGE PAD

PART #	(F) PIPE	PAD SZ
W44-08-08	1/2	1/2
W44-12-12	3/4	3/4
W44-16-16	1	1
W44-20-20	1 1/4	1 1/4
W44-24-24	1 1/2	1 1/2
W44-32-32	2	2



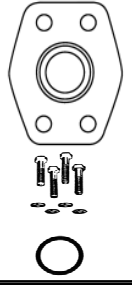
W48K
C62 FEM O-RING
FLANGE PAD
KIT

PART #	(F) ORB	PAD SZ
W48K-08-08	1/2	1/2
W48K-12-12	3/4	3/4
W48K-16-16	1	1
W48K-20-20	1 1/4	1 1/4
W48K-24-24	1 1/2	1 1/2
W48K-32-32	2	2



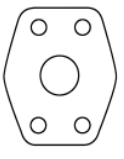
W42
C62 PIPE WELD
FLANGE PAD

PART #	(F) PIPE	PAD SZ
W42-08-08	1/2	1/2
W42-12-12	3/4	3/4
W42-16-16	1	1
W42-20-20	1 1/4	1 1/4
W42-24-24	1 1/2	1 1/2
W42-32-32	2	2



W44K
C62 FP
FLANGE PAD
KIT

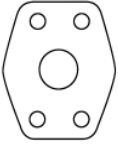
PART #	(F) PIPE	PAD SZ
W44K-08-08	1/2	1/2
W44K-12-12	3/4	3/4
W44K-16-16	1	1
W44K-20-20	1 1/4	1 1/4
W44K-24-24	1 1/2	1 1/2
W44K-32-32	2	2





WC42
C62 PIPE WELD
COMPANION


PART #	(F) PIPE	PAD SZ
WC42-08-08	1/2	1/2
WC42-12-12	3/4	3/4
WC42-16-16	1	1
WC42-20-20	1 1/4	1 1/4
WC42-24-24	1 1/2	1 1/2
WC42-32-32	2	2

Split Flanges & Flange Pads Code 62 / 6,000 psi

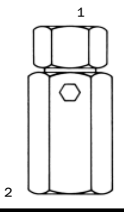
	WC44 C62 FP COMPANION PAD	
<u>PART #</u>	<u>(F) PIPE</u>	<u>PAD SZ</u>
WC44-08-08	1/2	1/2
WC44-12-12	3/4	3/4
WC44-16-16	1	1
WC44-20-20	1 1/4	1 1/4
WC44-24-24	1 1/2	1 1/2
WC44-32-32	2	2

	6862 C62 BRAZE- FLANGE HEAD	
<u>PART #</u>	<u>TUBE</u>	<u>FL SZ</u>
6862-08-08	1/2	1/2
6862-12-12	3/4	3/4
6862-16-16	1	1
6862-20-20	1 1/4	1 1/4
6862-24-24	1 1/2	1 1/2
6862-32-32	2	2

	6862-P C62 SPLIT FLANGE PLUG	
<u>PART #</u>	<u>FLANGE SZ</u>	
6862-P-08	1/2	
6862-P-12	3/4	
6862-P-16	1	
6862-P-20	1 1/4	
6862-P-24	1 1/2	
6862-P-32	2	

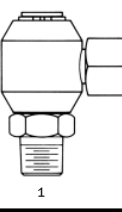


Steel 3000 psi Live Swivels



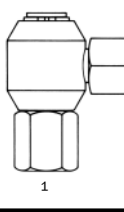
LV5000
FP-FP
COUPLING

PART #	(F) PIPE	(F) PIPE
LV5000-04-04	1/4	1/4
LV5000-06-06	3/8	3/8
LV5000-08-08	1/2	1/2
LV5000-12-12	3/4	3/4
LV5000-16-16	1	1
LV5000-20-20	1 1/4	1 1/4
LV5000-24-24	1 1/2	1 1/2
LV5000-32-32	2	2



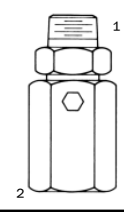
LV5502
MP-FP
ELBOW 90°

PART #	(M) PIPE	(F) PIPE
LV5502-04-04	1/4	1/4
LV5502-06-06	3/8	3/8
LV5502-08-08	1/2	1/2
LV5502-12-12	3/4	3/4
LV5502-16-16	1	1
LV5502-20-20	1 1/4	1 1/4
LV5502-24-24	1 1/2	1 1/2
LV5502-32-32	2	2




LV1502
FP-FP SWIVEL
ELBOW 90°

PART #	(F) PIPE	(F) PIPE
LV1502-04-04	1/4	1/4
LV1502-06-06	3/8	3/8
LV1502-08-08	1/2	1/2
LV1502-12-12	3/4	3/4
LV1502-16-16	1	1
LV1502-20-20	1 1/4	1 1/4
LV1502-24-24	1 1/2	1 1/2
LV1502-32-32	2	2



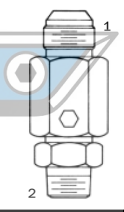
LV5405
MP-FP
UNION

PART #	(M) PIPE	(F) PIPE
LV5405-04-04	1/4	1/4
LV5405-06-06	3/8	3/8
LV5405-08-08	1/2	1/2
LV5405-12-12	3/4	3/4
LV5405-16-16	1	1
LV5405-20-20	1 1/4	1 1/4
LV5405-24-24	1 1/2	1 1/2
LV5405-32-32	2	2



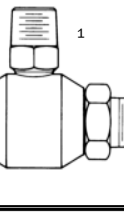
LV5504
FP-FP
ELBOW 90°

PART #	(F) PIPE	(F) PIPE
LV5504-04-04	1/4	1/4
LV5504-06-06	3/8	3/8
LV5504-08-08	1/2	1/2
LV5504-12-12	3/4	3/4
LV5504-16-16	1	1
LV5504-20-20	1 1/4	1 1/4
LV5504-24-24	1 1/2	1 1/2
LV5504-32-32	2	2




LV2404
MJ-MP
UNION

PART #	(M) JIC	(M) PIPE
LV2404-06-04	3/8	1/4
LV2404-06-06	3/8	3/8
LV2404-08-06	1/2	3/8
LV2404-08-08	1/2	1/2
LV2404-10-08	5/8	1/2
LV2404-12-12	3/4	3/4
LV2404-16-16	1	1
LV2404-20-20	1 1/4	1 1/4
LV2404-24-24	1 1/2	1 1/2
LV2404-32-32	2	2



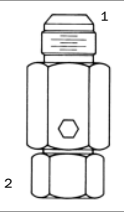
LV5500
MP-MP
ELBOW 90°

PART #	(M) PIPE	(M) PIPE
LV5500-04-04	1/4	1/4
LV5500-06-06	3/8	3/8
LV5500-08-08	1/2	1/2
LV5500-12-12	3/4	3/4
LV5500-16-16	1	1
LV5500-20-20	1 1/4	1 1/4
LV5500-24-24	1 1/2	1 1/2
LV5500-32-32	2	2



LV1501
MP-FP SWIVEL
ELBOW 90°

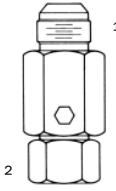
PART #	(M) PIPE	(F) PIPE
LV1501-04-04	1/4	1/4
LV1501-06-06	3/8	3/8
LV1501-08-08	1/2	1/2
LV1501-12-12	3/4	3/4
LV1501-16-16	1	1
LV1501-20-20	1 1/4	1 1/4
LV1501-24-24	1 1/2	1 1/2
LV1501-32-32	2	2

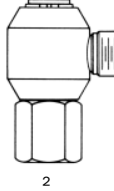



LV2405
MJ-FP
UNION

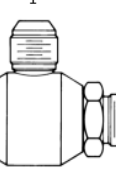
PART #	(M) JIC	(F) PIPE
LV2405-06-04	3/8	1/4
LV2405-08-06	1/2	3/8
LV2405-10-08	5/8	1/2
LV2405-12-12	3/4	3/4
LV2405-16-16	1	1
LV2405-20-20	1 1/4	1 1/4
LV2405-24-24	1 1/2	1 1/2
LV2405-32-32	2	2

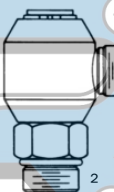
Steel 3000 psi Live Swivels

	LV2406 MJ-FJX UNION	
PART #	(M) JIC	(F) JIC
LV2406-06-06	3/8	3/8
LV2406-08-08	1/2	1/2
LV2406-10-10	5/8	5/8
LV2406-12-12	3/4	3/4
LV2406-14-14	7/8	7/8
LV2406-16-16	1	1
LV2406-20-20	1 1/4	1 1/4
LV2406-24-24	1 1/2	1 1/2
LV2406-32-32	2	2

	LV2502 MJ-FP ELBOW 90°	
PART #	(M) JIC	(F) PIPE
LV2502-06-04	3/8	1/4
LV2502-06-06	3/8	3/8
LV2502-08-06	1/2	3/8
LV2502-08-08	1/2	1/2
LV2502-10-08	5/8	1/2
LV2502-12-12	3/4	3/4
LV2502-16-16	1	1
LV2502-20-20	1 1/4	1 1/4
LV2502-24-24	1 1/2	1 1/2
LV2502-32-32	2	2

	LV6901 MOR-FP ELBOW 90°	
PART #	(M) ORB	(F) PIPE
LV6901-06-04	3/8	1/4
LV6901-06-06	3/8	3/8
LV6901-08-06	1/2	3/8
LV6901-10-08	5/8	1/2
LV6901-12-12	3/4	3/4
LV6901-16-16	1	1
LV6901-20-20	1 1/4	1 1/4
LV6901-24-24	1 1/2	1 1/2
LV6901-32-32	2	2

	LV2500 MJ-MJ ELBOW 90°	
PART #	(M) JIC	(M) JIC
LV2500-06-06	3/8	3/8
LV2500-08-08	1/2	1/2
LV2500-10-10	5/8	5/8
LV2500-12-12	3/4	3/4
LV2500-16-16	1	1
LV2500-20-20	1 1/4	1 1/4
LV2500-24-24	1 1/2	1 1/2
LV2500-32-32	2	2

	LV6801 MJ-MOR ELBOW 90°	
PART #	(M) JIC	(M) ORB
LV6801-06-06	3/8	3/8
LV6801-06-08	3/8	1/2
LV6801-08-08	1/2	1/2
LV6801-10-10	5/8	5/8
LV6801-12-12	3/4	3/4
LV6801-16-16	1	1
LV6801-20-20	1 1/4	1 1/4
LV6801-24-24	1 1/2	1 1/2
LV6801-32-32	2	2

MATERIAL: 12L14 Steel

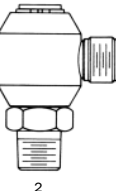
PLATING: Zinc yellow dichromate

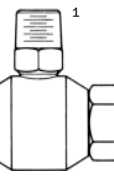
W.P. : Up to 3,000 PSI

SEALS: Nitrile

TEMP: -40° F TO +200° F
(Can handle higher Temps with Viton Seals)

Live Swivels can be ordered with Viton Seals. Please Contact a CSR for pricing and Availability.

	LV2501 MJ-MP ELBOW 90°	
PART #	(M) JIC	(M) PIPE
LV2501-06-04	3/8	1/4
LV2501-06-06	3/8	3/8
LV2501-08-06	1/2	3/8
LV2501-08-08	1/2	1/2
LV2501-10-08	5/8	1/2
LV2501-12-12	3/4	3/4
LV2501-16-16	1	1
LV2501-20-20	1 1/4	1 1/4
LV2501-24-24	1 1/2	1 1/2
LV2501-32-32	2	2

	LV6806 MP-MOR ELBOW 90°	
PART #	(M) PIPE	(M) ORB
LV6806-04-06	1/4	3/8
LV6806-06-06	3/8	3/8
LV6806-08-10	1/2	5/8
LV6806-12-12	3/4	3/4
LV6806-16-16	1	1
LV6806-20-20	1 1/4	1 1/4
LV6806-24-24	1 1/2	1 1/2

Hydraulic Quick Couplings

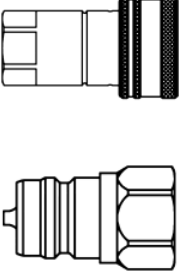
Series A ISO 7241-A

Series A couplings are for general purpose industrial applications. They meet ISO 7241-A standards and are interchangeable with all other brands. Available from 1/4" to 2" and up to 5075 psi.

- Material: Plated Steel
- Seals: Nitrile Rubber
- Back-up Seals: Teflon
- Working Temp: -40° to +225°
- Specials seals or threads are available upon request

Interchange

Parker 6600
Safeway S56
Aeroquip 5600
Faster ANV
Hansen IA

	<u>PLUG</u>	<u>SOCKET</u>	<u>BASE SIZE</u>	<u>THREAD</u>	<u>WORK PSI</u>	<u>BURST PSI</u>
	AM15-04	AF15-04	1/4	1/4" NPTF	5075	20,300
	AM15-06	AF15-06	3/8	3/8" NPTF	4567	18,270
	AM19-06	AF19-06	3/8	9/16-18 UNF	4567	18,270
	AM15-08	AF15-08	1/2	1/2" NPTF	3625	14,500
	AM19-08	AF19-08	1/2	3/4-16 UNF	3625	14,500
	AM19-10	AF19-10	1/2	7/8-14 UNF	3625	14,500
	AM15-12	AF15-12	3/4	3/4" NPTF	3625	14,500
	AM19-12	AF19-12	3/4	1 1/16-12 UNF	3625	14,500
	AM15-16	AF15-16	1	1" NPTF	3335	13,340
	AM15-20	AF15-20	1 1/4	1 1/4" NPTF	3335	13,340
	AM15-24	AF15-24	1 1/2	1 1/2" NPTF	2755	11,020
	AM15-32	AF15-32	2	2" NPTF	1885	7,540

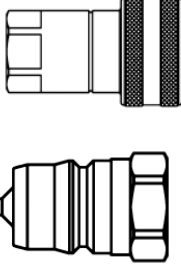
Series B ISO 7241-B

Series B general purpose industrial couplings meet ISO 7241-B standards and interchange with all brands. Available in stainless for corrosive applications and in no-valve versions for pneumatic applications. Sizes are 1/8" to 1" and psi up to 5075.

- Material: Plated Steel
- Seals: Nitrile Rubber
- Back-up Seals: Teflon
- Working Temp: -40° to +225°
- Specials seals or threads are available upon request
- * Available in 316 Stainless

Interchange

Parker 60
Safeway S10
Aeroquip FD45
Faster HNV
Hansen HK

	<u>PLUG</u>	<u>SOCKET</u>	<u>BASE SIZE</u>	<u>THREAD</u>	<u>WORK PSI</u>	<u>BURST PSI</u>
	BM15-02	BF15-02	1/8	1/8" NPTF	5075	20,300
	BM15-04	BF15-04	1/4	1/4" NPTF	5075	20,300
	BM15-06	BF15-06	3/8	3/8" NPTF	4567	18,270
	BM15-08	BF15-08	1/2	1/2" NPTF	3625	14,500
	BM15-12	BF15-12	3/4	3/4" NPTF	3625	14,500
	BM19-12	BF19-12	3/4	1 1/16-12 UNF	3625	14,500
	BM15-16	BF15-16	1	1" NPTF	3335	13,340

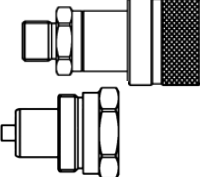
Series J Hydraulic Jack

Series J is a screw-to-connect coupling made to use with portable hydraulic tools like jacks or rams. It has a ball-type valve with female threads on the plug half and male threads on the socket halves. Sizes available are 1/4" and 3/8" and psi up to 10,150.

- Material: Plated Steel
- Seals: Nitrile Rubber
- Back-up Seals: Teflon
- Working Temp: -40° to +225°
- Parker 3000 and Safeway S30 Interchangeable

Interchange

Parker 3000
Safeway S30
Faster PVVM
Enerpac C-604

	<u>PLUG</u>	<u>SOCKET</u>	<u>BASE SIZE</u>	<u>THREAD</u>	<u>WORK PSI</u>	<u>BURST PSI</u>
	JM25-04	JF25-04	1/4	1/4" NPTF	10,150	31,900
	JM25-04	JF25-06	3/8	3/8" NPTF	10,150	26,825

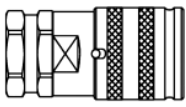

Hydraulic Quick Couplings

Series F ISO 16028, HTMA

Series F are flat-face couplings designed for no-spill and no-inclusion applications. The sleeve lock is standard. Series F is available in sizes 1/4" to 2" with the 3/8" size meeting HTMA standards. Other sizes are interchangeable with the European standards.

- Material: Plated Steel
- No-spill Flat Face design
- Socket sleeve has safety lock
- Working Temp: -40° to +225°
- Seals: Nitrile Rubber
- Perfect seal when coupled
- Available in Stainless

Interchange
 Parker FE
 Safeway FF49
 HTMA (3/8") only
 Faster FFN
 Holmbury

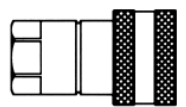
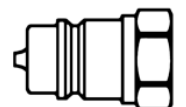
	<u>PLUG</u>	<u>SOCKET</u>	<u>BASE SIZE</u>	<u>THREAD</u>	<u>WORK PSI</u>	<u>BURST PSI</u>
	FM15-04	FF15-04	1/4	1/4" NPTF	4350	17,400
	FM15-06	FF15-06	3/8	3/8" NPTF	4350	17,400
	FM15-08	FF15-08	3/8	1/2" NPTF	4350	17,400
	FM25-08	FF25-08	1/2	1/2" NPTF	3625	14,500
	FM19-12	FF19-12	1/2	1 1/16-12 UNF	3625	14,500
	FM25-12	FF25-12	3/4	3/4" NPTF	3625	14,500
	FM15-16	FF15-16	1	1" NPTF	3335	12,325
	FM15-20	FF15-20	1 1/4	1 1/4" NPTF	3335	12,325
	FM15-24	FF15-24	1 1/2	1 1/2" NPTF	2900	10,150
	FM15-32	FF15-32	2	2" NPTF	2610	10,150

Series N Agricultural

Series N couplings conform to ISO 5675 standards and interchange with all leading ag brands. It is available with either a ball-style or poppet valve. The 1/2" size is interchangeable with ISO A series as well. Sizes 1/4" to 1" with psi up to 5075.

- Material: Plated Steel
- Ag series Pioneer 4000 style
- Seals: Nitrile Rubber
- Working Temp: -40° to +225°
- Back-up seals-Teflon
- Poppet or Ball Valve Design
- 1/2" available in connect under pressure version


Interchange
 Parker 4000
 Safeway S20
 Aeroquip FD42
 Faster NV/NS

	<u>PLUG</u>	<u>SOCKET</u>	<u>BASE SIZE</u>	<u>THREAD</u>	<u>WORK PSI</u>	<u>BURST PSI</u>
	NM15-04	NF15-04	1/4	1/4" NPTF	5075	20,300
	NM15-06	NF15-06	3/8	3/8" NPTF	4568	18,270
	AM15-08	NF15-08	1/2	1/2" NPTF	3625	14,500
	AM19-08	NF19-08	1/2	3/4-16 UNF	3625	14,500
	NM15-12	NF15-12	3/4	3/4" NPTF	3625	14,500
	NM15-16	NF15-16	1	1" NPTF	3335	13,340


OTHER QUICK COUPLING OPTIONS

- Large diameter couplings for medium pressure applications (1 1/4" up to 3")
- Screw-to-connect couplings for heavy duty applications such as high pressure, stresses, and vibrations.
- Free flow couplings for water or steam.
- High pressure Flat Face couplings which allow connection under back pressure to 2900 psi.
- Flat Face screw-to-connect for high and spiked pressures that allow connect/disconnect at 4300 psi.
- Industrial ISO B couplings in 316 Stainless for corrosive environments.
- Flat-Face couplings in 316 Stainless that are interchangeable with Series F.
- Flat-Face couplings in 316 Stainless with special treatment designed for off-shore applications.

Hose Clamps

	<h2>HC</h2> HOSE SUPPORT CLAMPS	PART #	CLAMPING DIA.	BOLT HOLE SIZE
		HC-0108	1/8"	1/4
		HC-0208	3/16"	1/4
		HC-0309	3/8"	9/32
		HC-0409	7/16"	9/32
		HC-0513	1/2"	13/32
		HC-0613	9/16"	13/32
		HC-0713	5/8"	13/32
		HC-0813	11/16"	13/32
		HC-0913	3/4"	13/32
		HC-1013	13/16"	13/32
		HC-1113	7/8"	13/32
		HC-1213	15/16"	13/32
		HC-1313	1 "	13/32
		HC-1413	1 1/16"	13/32
		HC-1513	1 1/8"	13/32
		HC-1617	1 3/16"	17/32
		HC-1717	1 1/4"	17/32
		HC-1817	1 3/8"	17/32
		HC-1917	1 1/2"	17/32
		HC-2017	1 9/16"	17/32
		HC-2117	1 3/4"	17/32
		HC-2217	1 7/8"	17/32
		HC-2317	1 15/16"	17/32
		HC-2417	2"	17/32
		HC-2517	2 5/32"	17/32
		HC-2617	2 21/32"	17/32


- Used as support for long hose lengths and aids proper routing to avoid abrasion or heat
- Material is C1010 Steel with a 1/32" thick black vinyl cushion
- Zinc plated with a dichromate finish

	<h2>WC</h2> WORM GEAR CLAMPS	PART #	FROM:	TO:	BAND WIDTH
		WC-06	7/16"	25/32"	1/2"
		WC-08	1/2"	29/32"	1/2"
		WC-10	9/16"	1 1/16"	1/2"
		WC-12	11/16"	1 1/4"	1/2"
		WC-16	13/16"	1 1/2"	1/2"
		WC-20	13/16"	1 3/4"	1/2"
		WC-24	1 1/16"	2"	1/2"
		WC-28	1 5/16"	2 1/4"	1/2"
		WC-32	1 9/16"	2 1/2"	1/2"
		WC-36	1 13/16"	2 3/4"	1/2"
		WC-40	2 1/16"	3"	1/2"
		WC-44	2 5/16"	3 1/4"	1/2"
		WC-48	2 9/16"	3 1/2"	1/2"
		WC-52	2 13/16"	3 3/4"	1/2"
		WC-56	3 1/16"	4"	1/2"
		WC-60	3 5/16"	4 1/4"	1/2"
		WC-64	3 9/16"	4 1/2"	1/2"
		WC-72	1 7/18"	5"	9/16"
		WC-80	2 1/2"	5 1/2"	9/16"
		WC-88	3 1/8"	6"	9/16"
		WC-96	3 5/8"	6 1/2"	9/16"
		WC-104	4 1/8"	7"	9/16"
		WC-128	5 5/8"	8 1/2"	9/16"
		WC-152	7 1/8"	10"	9/16"
		WC-188	9 3/8"	12 1/4"	9/16"
		WC-200	10 1/8"	13"	9/16"

- SAE 301 Stainless Steel band and housing
- SAE 305 Stainless screw
- Band widths are available in 1/2" and 9/16"
- 5/16" Hexagon and slotted screw
- Used widely in Automotive, Heavy-Duty, Agricultural, and General Industries.

CLAMPS WITH CARBON STEEL HOUSING AND SCREW ARE AVAILABLE. PLEASE ASK WHEN ORDERING.

NYLOTEK—Nylon Protective Sleeve



NYLOTEK

NYLON PROTECTIVE SLEEVE

TECHNICAL FEATURES

- Made of bulk continuous filament nylon
- MSHA accepted
- Meets ISO 6945 Standards
- Thickness is .075" \pm .020" doubled flat
- Color is black as standard but can be ordered as a special in other colors
- Ambient Temperatures of 250° Max
- Passes FMVSS 302 horizontal flame test
- Packaged in 100' and 300' rolls. Cut lengths are available upon request

BENEFITS

- Excellent protection for hoses from abrasion and cuts
- Useful for bundling 2 or more hoses
- Provides protection to operators of equipment from hot hydraulic fluids in the event of hose failures
- Reduces downtime by extending life cycles of hoses
- Easy to install—allows rubber hose to move freely inside sleeve
- Can be applied over cables, chains, or springs to protect paint finishes
- Priced per foot for ease of ordering

RECOMMENDATIONS

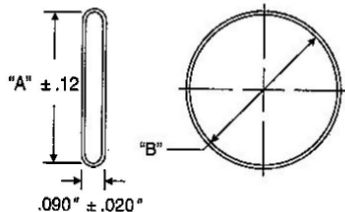
- Use band clamps or nylon cable ties to secure sleeve
- Heat treat cut ends to prevent fraying
- If hose has fittings installed a larger diameter sleeve may be required
- For customers with large order requests that need other logos printed on sleeve please contact Customer Service for pricing and delivery information

PART

NOMINAL I.D. (IN.) "B" DIMEN.

OUTSIDE FLAT (IN.) "A" DIMEN.

NPS-067	.67	1.18
NPS-079	.79	1.34
NPS-091	.91	1.54
NPS-098	.98	1.65
NPS-106	1.06	1.77
NPS-122	1.22	2.05
NPS-130	1.30	2.17
NPS-142	1.42	2.24
NPS-154	1.54	2.52
NPS-157	1.57	2.60
NPS-173	1.73	2.83
NPS-185	1.85	3.03
NPS-209	2.09	3.39
NPS-217	2.17	3.50
NPS-236	2.36	3.82
NPS-260	2.60	4.21
NPS-295	2.95	4.76
NPS-335	3.35	5.35
NPS-366	3.66	5.87



Cam & Groove Couplings



TYPE "A"-ADAPTER

Adapter- Female NPT Thread



TYPE "C"-COUPLER

Coupler-Hose Shank

SIZE (IN)	ALUMINUM	BRASS	STAINLESS STEEL
1/2	A50-A	A50-B	A50-SS
3/4	A75-A	A75-B	A75-SS
1	A100-A	A100-B	A100-SS
1 1/4	A125-A	A125-B	A125-SS
1 1/2	A150-A	A150-B	A150-SS
2	A200-A	A200-B	A200-SS
2 1/2	A250-A	A250-B	A250-SS
3	A300-A	A300-B	A300-SS
4	A400-A	A400-B	A400-SS
6	A600-A	A600-B	A600-SS

SIZE (IN)	ALUMINUM	BRASS	STAINLESS STEEL
1/2	C50-A	C50-B	C50-SS
3/4	C75-A	C75-B	C75-SS
1	C100-A	C100-B	C100-SS
1 1/4	C125-A	C125-B	C125-SS
1 1/2	C150-A	C150-B	C150-SS
2	C200-A	C200-B	C200-SS
2 1/2	C250-A	C250-B	C250-SS
3	C300-A	C300-B	C300-SS
4	C400-A	C400-B	C400-SS
6	C600-A	C600-B	C600-SS



TYPE "B"-COUPLER

Coupler- Male NPT Thread



TYPE "D"- COUPLER

Coupler - Female NPT Thread

SIZE (IN)	ALUMINUM	BRASS	STAINLESS STEEL
1/2	B50-A	B50-B	B50-SS
3/4	B75-A	B75-B	B75-SS
1	B100-A	B100-B	B100-SS
1 1/4	B125-A	B125-B	B125-SS
1 1/2	B150-A	B150-B	B150-SS
2	B200-A	B200-B	B200-SS
2 1/2	B250-A	B250-B	B250-SS
3	B300-A	B300-B	B300-SS
4	B400-A	B400-B	B400-SS
6	B600-A	B600-B	B600-SS


SIZE (IN)	ALUMINUM	BRASS	STAINLESS STEEL
1/2	D50-A	D50-B	D50-SS
3/4	D75-A	D75-B	D75-SS
1	D100-A	D100-B	D100-SS
1 1/4	D125-A	D125-B	D125-SS
1 1/2	D150-A	D150-B	D150-SS
2	D200-A	D200-B	D200-SS
2 1/2	D250-A	D250-B	D250-SS
3	D300-A	D300-B	D300-SS
4	D400-A	D400-B	D400-SS
6	D600-A	D600-B	D600-SS

Cam & Groove Couplings



TYPE "E"-ADAPTER

Adapter- Hose Shank



TYPE "DC"-COUPLER

Dust Cap

SIZE (IN)	ALUMINUM	BRASS	STAINLESS STEEL
1/2	E50-A	E50-B	E50-SS
3/4	E75-A	E75-B	E75-SS
1	E100-A	E100-B	E100-SS
1 1/4	E125-A	E125-B	E125-SS
1 1/2	E150-A	E150-B	E150-SS
2	E200-A	E200-B	E200-SS
2 1/2	E250-A	E250-B	E250-SS
3	E300-A	E300-B	E300-SS
4	E400-A	E400-B	E400-SS
6	E600-A	E600-B	E600-SS

SIZE (IN)	ALUMINUM	BRASS	STAINLESS STEEL
1/2	DC50-A	DC50-B	DC50-SS
3/4	DC75-A	DC75-B	DC75-SS
1	DC100-A	DC100-B	DC100-SS
1 1/4	DC125-A	DC125-B	DC125-SS
1 1/2	DC150-A	DC150-B	DC150-SS
2	DC200-A	DC200-B	DC200-SS
2 1/2	DC250-A	DC250-B	DC250-SS
3	DC300-A	DC300-B	DC300-SS
4	DC400-A	DC400-B	DC400-SS
6	DC600-A	DC600-B	DC600-SS



TYPE "F"-ADAPTER

Adapter- Male NPT Thread



TYPE "DP"-ADAPTER

Dust Plug

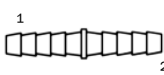
SIZE (IN)	ALUMINUM	BRASS	STAINLESS STEEL
1/2	F50-A	F50-B	F50-SS
3/4	F75-A	F75-B	F75-SS
1	F100-A	F100-B	F100-SS
1 1/4	F125-A	F125-B	F125-SS
1 1/2	F150-A	F150-B	F150-SS
2	F200-A	F200-B	F200-SS
2 1/2	F250-A	F250-B	F250-SS
3	F300-A	F300-B	F300-SS
4	F400-A	F400-B	F400-SS
6	F600-A	F600-B	F600-SS

SIZE (IN)	ALUMINUM	BRASS	STAINLESS STEEL
1/2	DP50-A	DP50-B	DP50-SS
3/4	DP75-A	DP75-B	DP75-SS
1	DP100-A	DP100-B	DP100-SS
1 1/4	DP125-A	DP125-B	DP125-SS
1 1/2	DP150-A	DP150-B	DP150-SS
2	DP200-A	DP200-B	DP200-SS
2 1/2	DP250-A	DP250-B	DP250-SS
3	DP300-A	DP300-B	DP300-SS
4	DP400-A	DP400-B	DP400-SS
6	DP600-A	DP600-B	DP600-SS

OTHER CAM & GROOVE COUPLINGS ARE AVAILABLE BY REQUEST

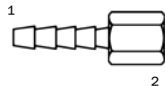
•REDUCERS •90° ELBOWS •SWIVELS •FIRE HOSE THREADS

Brass Hose Barb Fittings



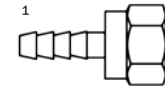
4200
HOSE SPLICER

PART #	HOSE ID	HOSE ID
4200-02	1/8	1/8
4200-04	1/4	1/4
4200-05	5/16	5/16
4200-06	3/8	3/8
4200-08	1/2	1/2
4200-10	5/8	5/8
4200-12	3/4	3/4
4200-16	1	1



4245
HOSE BARB-FP RIGID

PART #	HOSE ID	(F) PIPE
4245-02-02	1/8	1/8
4245-02-04	1/8	1/4
4245-03-02	3/16	1/8
4245-03-04	3/16	1/4
4245-04-02	1/4	1/8
4245-04-04	1/4	1/4
4245-04-06	1/4	3/8
4245-05-02	5/16	1/8
4245-05-04	5/16	1/4
4245-05-06	5/16	3/8
4245-06-02	3/8	1/8
4245-06-04	3/8	1/4
4245-06-06	3/8	3/8
4245-06-08	3/8	1/2
4245-08-04	1/2	1/4
4245-08-06	1/2	3/8
4245-08-08	1/2	1/2
4245-12-12	3/4	3/4
4245-16-12	1	3/4




4255
HOSE BARB-FJX

PART #	HOSE ID	(F) JIC SWIVEL
4255-04-04	1/4	1/4
4255-04-06	1/4	3/8
4255-06-06	3/8	3/8
4255-08-08	1/2	1/2
4255-10-10	5/8	5/8
4255-12-12	3/4	3/4



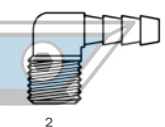
4244
HOSE BARB-MP

PART #	HOSE ID	(M) PIPE
4244-02-02	1/8	1/8
4244-02-04	1/8	1/4
4244-03-02	3/16	1/8
4244-03-04	3/16	1/4
4244-04-02	1/4	1/8
4244-04-04	1/4	1/4
4244-04-06	1/4	3/8
4244-04-08	1/4	1/2
4244-05-02	5/16	1/8
4244-05-04	5/16	1/4
4244-06-02	3/8	1/8
4244-06-04	3/8	1/4
4244-06-06	3/8	3/8
4244-06-08	3/8	1/2
4244-08-04	1/2	1/4
4244-08-06	1/2	3/8
4244-08-08	1/2	1/2
4244-08-12	1/2	3/4
4244-10-06	5/8	3/8
4244-10-08	5/8	1/2
4244-10-12	5/8	3/4
4244-12-06	3/4	3/8
4244-12-08	3/4	1/2
4244-12-12	3/4	3/4
4244-16-12	1	3/4
4244-16-16	1	1



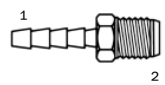
4246
HOSE BARB-FP SWIVEL

PART #	HOSE ID	(F) PIPE SWIVEL
4246-04-04	1/4	1/4
4246-04-06	1/4	3/8
4246-06-04	3/8	1/4
4246-06-06	3/8	3/8
4246-08-06	1/2	3/8
4246-08-08	1/2	1/2
4246-12-12	3/4	3/4



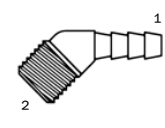
4290
HOSE BARB-MP ELBOW 90°

PART #	HOSE ID	(M) PIPE
4290-04-02	1/4	1/8
4290-04-04	1/4	1/4
4290-04-06	1/4	3/8
4290-05-02	5/16	1/8
4290-05-04	5/16	1/4
4290-05-06	5/16	3/8
4290-06-02	3/8	1/8
4290-06-04	3/8	1/4
4290-06-06	3/8	3/8
4290-06-08	3/8	1/2
4290-08-04	1/2	1/4
4290-08-06	1/2	3/8
4290-08-08	1/2	1/2
4290-10-06	5/8	3/8
4290-10-08	5/8	1/2
4290-12-08	3/4	1/2
4290-12-12	3/4	3/4
4290-16-12	1	3/4



4250
HOSE BARB-MALE 45° FLARE

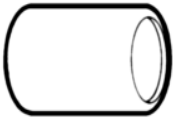
PART #	HOSE ID	(M) 45
4250-04-04	1/4	1/4
4250-06-06	3/8	3/8
4250-08-08	1/2	1/2

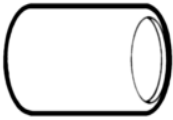



4295
HOSE BARB-MP ELBOW 45°

PART #	HOSE ID	(M) PIPE
4295-04-02	1/4	1/8
4295-04-04	1/4	1/4
4295-06-04	3/8	1/4
4295-06-06	3/8	3/8
4295-08-06	1/2	3/8

Brass Hose Barb Ferrules

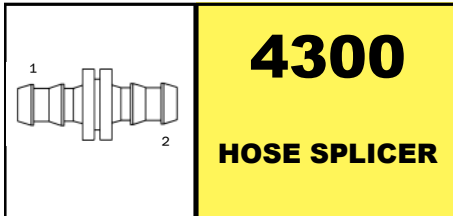
 BFM BRASS FERRULE MEDIUM WEIGHT AIR/WATER .024" GAUGE			
PART #	I.D.	LENGTH	HOLE SIZE
BFM478	.478"	11/16"	21/64"
BFM562	.561"	1"	7/16"
BFM593	.593"	1"	7/16"
BFM625	.625"	1"	7/16"
BFM656	.656"	1"	7/16"
BFM687	.687"	1"	1/2"
BFM718	.718"	1"	5/8"
BFM719	.718"	1"	1/2"
BFM750	.750"	1"	5/8"
BFM751	.750"	1"	1/2"
BFM781	.781"	1"	5/8"
BFM782	.781"	1"	1/2"

 BFL BRASS FERRULE LIGHT WEIGHT AIR/WATER .016&.019 GAUGE			
PART #	I.D.	LENGTH	HOLE SIZE
BFL-564	.564"	3/4"	3/8"
BFL-380	.380"	1/2"	17/64"
BFL-410	.410"	1/2"	17/64"
BFL-450	.450"	9/16"	11/32"
BFL-548	.548"	31/64"	3/8"
BFL-500	.500"	1/2"	11/32"
BFL-525	.525"	1/2"	11/32"
BFL-575	.575"	31/64"	15/32"
BFL-600	.600"	1/2"	1/2"
BFL-625	.625"	1/2"	1/2"
BFL-650	.650"	1/2"	1/2"
BFL-725	.725"	17/32"	1/2"
BFL-750	.750"	17/32"	1/2"

 BFW BRASS FERRULE MEDIUM WEIGHT WATER HOSE				
PART #	I.D.	LENGTH	HOLE SZ	GAUGE
BFW 850	.850"	.568"	.688"	.019"
BFW 875	.875"	.844"	.688"	.024"
BFW 900	.900"	.844"	.688"	.024"
BFW 975	.975"	.844"	.688"	.024"
BFW1025	1.025"	.844"	.693"	.024"
BFW1175	1.175"	.844"	.875"	.024"
BFW1050	1.050"	.620"	.750"	.025"
BFW1100	1.100"	.843"	.812"	.023"
BFW1225	1.225"	.875"	.875"	.025"
BFW1275	1.275"	.875"	1.00"	.025"
BFW1400	1.400"	.687"	1.12"	.020"
BFW1500	1.500"	.875"	1.12"	.025"

All brass hose barb fittings on the previous page should be secured with clamps or crimped with brass ferrules such as the ones on this page.

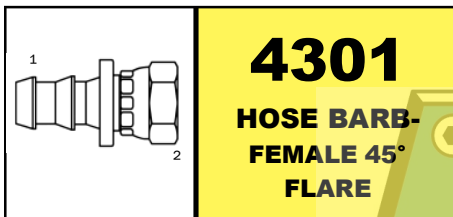
Brass Push-On Hose Barb Fittings



4300

HOSE SPLICER

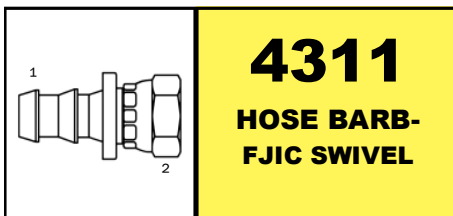
PART #	HOSE ID	HOSE ID
4300-04	1/4	1/4
4300-05	5/16	5/16
4300-06	3/8	3/8
4300-08	1/2	1/2
4300-10	5/8	5/8
4300-12	3/4	3/4



4301

HOSE BARB-FEMALE 45° FLARE

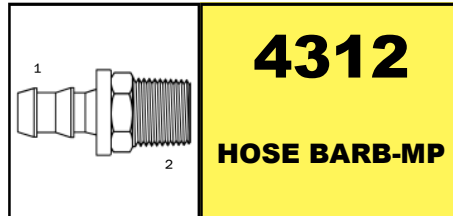
PART #	HOSE ID	(F) 45 SWIVEL
4301-04-04	1/4	7/16-20
4301-04-05	1/4	1/2-20
4301-04-06	1/4	5/8-18
4301-05-06	5/16	5/8-18
4301-06-06	3/8	5/8-18
4301-06-08	3/8	3/4-16
4301-08-06	1/2	5/8-18
4301-08-08	1/2	3/4-16
4301-08-10	1/2	7/8-14
4301-10-08	5/8	3/4-16
4301-10-10	5/8	7/8-14
4301-12-12	3/4	1 1/16-14



4311

HOSE BARB-FJIC SWIVEL

PART #	HOSE ID	(F) JIC SWIVEL
4311-04-04	1/4	1/4
4311-04-05	1/4	5/16
4311-04-06	1/4	3/8
4311-06-05	3/8	5/16
4311-06-06	3/8	3/8
4311-06-08	3/8	1/2
4311-08-08	1/2	1/2
4311-08-10	1/2	5/8
4311-10-08	5/8	1/2
4311-10-10	5/8	5/8
4311-12-12	3/4	3/4



4312

HOSE BARB-MP

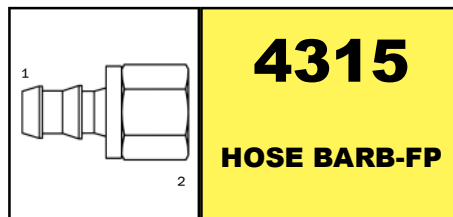
PART #	HOSE ID	(M) PIPE
4312-04-02	1/4	1/8
4312-04-04	1/4	1/4
4312-04-06	1/4	3/8
4312-05-02	5/16	1/8
4312-05-04	5/16	1/4
4312-06-02	3/8	1/8
4312-06-04	3/8	1/4
4312-06-06	3/8	3/8
4312-06-08	3/8	1/2
4312-08-04	1/2	1/4
4312-08-06	1/2	3/8
4312-08-08	1/2	1/2
4312-08-12	1/2	3/4
4312-10-06	5/8	3/8
4312-10-08	5/8	1/2
4312-10-12	5/8	3/4
4312-12-08	3/4	1/2
4312-12-12	3/4	3/4



4313

HOSE BARB-MJ

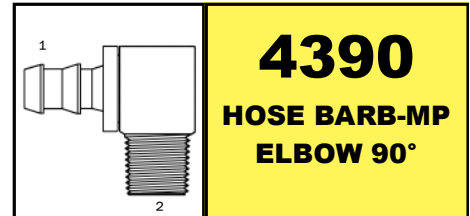
PART #	HOSE ID	(M) JIC
4313-04-04	1/4	1/4
4313-04-06	1/4	3/8
4313-06-06	3/8	3/8
4313-06-08	3/8	1/2
4313-08-08	1/2	1/2



4315

HOSE BARB-FP

PART #	HOSE ID	(F) PIPE
4315-04-02	1/4	1/8
4315-04-04	1/4	1/4
4315-06-04	3/8	1/4
4315-06-06	3/8	3/8
4315-08-06	1/2	3/8
4315-08-08	1/2	1/2



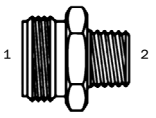
4390

HOSE BARB-MP ELBOW 90°

PART #	HOSE ID	(M) PIPE
4390-04-02	1/4	1/8
4390-04-04	1/4	1/4
4390-06-02	3/8	1/8
4390-06-04	3/8	1/4
4390-06-06	3/8	3/8
4390-06-08	3/8	1/2
4390-08-06	1/2	3/8
4390-08-08	1/2	1/2
4390-10-08	5/8	1/2
4390-10-12	5/8	3/4
4390-12-12	3/4	3/4

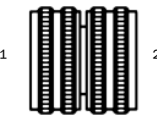
Clamps are not needed with these fittings as long as they are used with Push-On style hose.

Brass Garden Hose Fittings



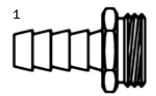
4000
MALE GHT-MP

PART #	(M) GHT	(M) PIPE
4000-12-06	3/4	3/8
4000-12-08	3/4	1/2
4000-12-12	3/4	3/4




4004
FEMALE GHT
SWIVEL UNION

PART #	(F) GHT	(F) GHT
4004-12-12	3/4	3/4



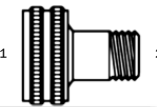
4010
HOSE BARB-
MALE GHT

PART #	HOSE ID	(M) GHT
4010-06-12	3/8	3/4
4010-08-12	1/2	3/4
4010-10-12	5/8	3/4
4010-12-12	3/4	3/4
4010-16-16	1	1




4001
FEMALE GHT-
MP

PART #	(F) GHT	(M) PIPE
4001-12-06	3/4	3/8
4001-12-08	3/4	1/2
4001-12-12	3/4	3/4



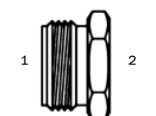
4005
FEMALE GHT
SWIVEL-MP

PART #	(F) GHT	(M) PIPE
4005-12-04	3/4	1/4
4005-12-06	3/4	3/8
4005-12-08	3/4	1/2




4012
HOSE BARB-
FEMALE GHT
SWIVEL

PART #	HOSE ID	(F) GHT
4012-06-12	3/8	3/4
4012-08-12	1/2	3/4
4012-10-12	5/8	3/4
4012-12-12	3/4	3/4
4012-16-16	1	1



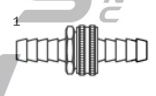
4002
MALE GHT-FP

PART #	(M) GHT	(F) PIPE
4002-12-04	3/4	1/4
4002-12-06	3/4	3/8
4002-12-08	3/4	1/2
4002-12-12	3/4	3/4



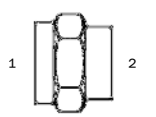
4006
FEMALE GHT
SWIVEL-FP

PART #	(F) GHT	(F) PIPE
4006-12-04	3/4	1/4
4006-12-08	3/4	1/2
4006-12-12	3/4	3/4



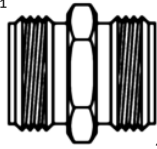
4015
GHT HOSE
BARB ASSEMBLY

PART #	HOSE ID	GHT
4015-06-12	3/8	3/4
4015-08-12	1/2	3/4
4015-10-12	5/8	3/4
4015-12-12	3/4	3/4
4015-16-16	1	1




4003
FEMALE GHT-FP

PART #	(F) GHT	(F) PIPE
4003-12-04	3/4	1/4
4003-12-06	3/4	3/8
4003-12-08	3/4	1/2
4003-12-12	3/4	3/4



4007
MALE GHT
UNION


PART #	(M) GHT	(M) GHT
4007-12-12	3/4	3/4



GHW
GARDEN HOSE
WASHER


PART #	SIZE
GHW-RED	5/8
GHW-BLACK	5/8

Brass Pipe Adapters




3129
PIPE CAP

PART #	(F) PIPE
3129-02	1/8
3129-04	1/4
3129-06	3/8
3129-08	1/2
3129-12	3/4




3152
HEX HEAD
PLUG

PART #	(M) PIPE
3152-02	1/8
3152-04	1/4
3152-06	3/8
3152-08	1/2
3152-12	3/4
3152-16	1



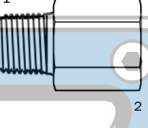
3250
FP SWIVEL
UNION

PART #	(F) PIPE SWIVEL	(F) PIPE SWIVEL
3250-02-02	1/8	1/8
3250-04-04	1/4	1/4
3250-06-06	3/8	3/8
3250-08-08	1/2	1/2
3250-12-12	3/4	3/4



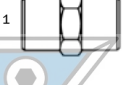
3149
HEX SOCKET
PLUG

PART #	(M) PIPE
3149-02	1/8
3149-04	1/4
3149-06	3/8
3149-08	1/2
3149-12	3/4




3200
MP-FP
EXPANDER

PART #	(M) PIPE	(F) PIPE
3200-02-02	1/8	1/8
3200-02-04	1/8	1/4
3200-02-06	1/8	3/8
3200-04-04	1/4	1/4
3200-04-06	1/4	3/8
3200-04-08	1/4	1/2
3200-06-06	3/8	3/8
3200-06-08	3/8	1/2
3200-08-08	1/2	1/2
3200-08-12	1/2	3/4
3200-12-12	3/4	3/4




3300
FP-FP
COUPLING

PART #	(F) PIPE	(F) PIPE
3300-02-02	1/8	1/8
3300-04-02	1/4	1/8
3300-04-04	1/4	1/4
3300-06-02	3/8	1/8
3300-06-04	3/8	1/4
3300-06-06	3/8	3/8
3300-08-04	1/2	1/4
3300-08-06	1/2	3/8
3300-08-08	1/2	1/2
3300-12-06	3/4	3/8
3300-12-08	3/4	1/2
3300-12-12	3/4	3/4




3150
SLOTTED PLUG


PART #	(M) PIPE
3150-02	1/8
3150-04	1/4
3150-06	3/8



3220
FP-MP HEX
REDUCER
BUSHING



3301
FP BULKHEAD
COUPLING



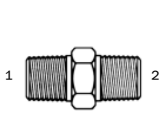
3151
SQUARE HEAD
PLUG

PART #	(M) PIPE
3151-02	1/8
3151-04	1/4
3151-06	3/8
3151-08	1/2
3151-12	3/4

PART #	(F) PIPE	(M) PIPE
3220-04-02	1/4	1/8
3220-06-02	3/8	1/8
3220-06-04	3/8	1/4
3220-08-02	1/2	1/8
3220-08-04	1/2	1/4
3220-08-06	1/2	3/8
3220-12-04	3/4	1/4
3220-12-06	3/4	3/8
3220-12-08	3/4	1/2
3220-16-06	1	3/8
3220-16-08	1	1/2
3220-16-12	1	3/4

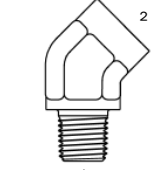
PART #	(F) PIPE	OAL
3301-02X1.5	1/8	1.50"
3301-04X.94	1/4	.94"
3301-04X1.5	1/4	1.50"
3301-06X1.3	3/8	1.30"
3301-08X1.5	1/2	1.50"

Brass Pipe Adapters



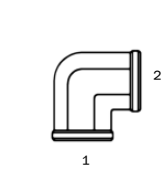
3325
MP-MP
HEX NIPPLE

PART #	(M) PIPE	(M) PIPE
3325-02-02	1/8	1/8
3325-04-02	1/4	1/8
3325-04-04	1/4	1/4
3325-06-02	3/8	1/8
3325-06-04	3/8	1/4
3325-06-06	3/8	3/8
3325-08-04	1/2	1/4
3325-08-06	1/2	3/8
3325-08-08	1/2	1/2
3325-12-06	3/4	3/8
3325-12-08	3/4	1/2
3325-12-12	3/4	3/4
3325-16-12	1	3/4
3325-16-16	1	1




3350
MP-FP
ELBOW 45°

PART #	(M) PIPE	(F) PIPE
3350-02-02	1/8	1/8
3350-04-04	1/4	1/4
3350-06-06	3/8	3/8
3350-08-08	1/2	1/2
3350-12-12	3/4	3/4



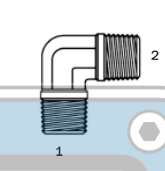
3500
FP-FP
ELBOW 90°

PART #	(F) PIPE	(F) PIPE
3500-02-02	1/8	1/8
3500-04-02	1/4	1/8
3500-04-04	1/4	1/4
3500-06-04	3/8	1/4
3500-06-06	3/8	3/8
3500-08-08	1/2	1/2
3500-12-12	3/4	3/4



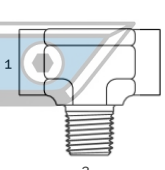
3326
MP-MP
CLOSE NIPPLE

PART #	(M) PIPE	(M) PIPE
3326-02-02	1/8	1/8
3326-04-04	1/4	1/4
3326-06-06	3/8	3/8
3326-08-08	1/2	1/2
3326-12-12	3/4	3/4
3326-16-16	1	1



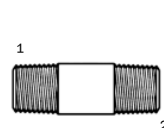
3390
MP-MP
ELBOW 90°

PART #	(M) PIPE	(M) PIPE
3390-02-02	1/8	1/8
3390-04-02	1/4	1/8
3390-04-04	1/4	1/4
3390-06-04	3/8	1/4
3390-06-06	3/8	3/8
3390-08-06	1/2	3/8
3390-08-08	1/2	1/2



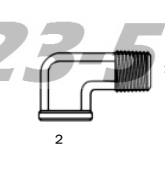
3600
FP-FP-MP
BRANCH TEE

PART #	(F) PIPE	(M) PIPE
3600-02	1/8	1/8
3600-04	1/4	1/4
3600-06	3/8	3/8
3600-08	1/2	1/2
3600-12	3/4	3/4



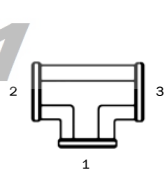
3327
MP-MP
LONG NIPPLE

PART #	(M) PIPE	OAL
3327-02-1.5	1/8	1.50"
3327-02-2.0	1/8	2.0"
3327-04-2.0	1/4	2.0"
3327-04-3.0	1/4	3.0"
3327-04-4.0	1/4	4.0"
3327-06-2.0	3/8	2.0"
3327-06-3.0	3/8	3.0"
3327-06-4.0	3/8	4.0"
3327-08-3.0	1/2	3.0"
3327-08-4.0	1/2	4.0"



3400
MP-FP STREET
ELBOW 90°

PART #	(M) PIPE	(F) PIPE
3400-02-02	1/8	1/8
3400-02-04	1/8	1/4
3400-04-02	1/4	1/8
3400-04-04	1/4	1/4
3400-06-04	3/8	1/4
3400-06-06	3/8	3/8
3400-08-08	1/2	1/2
3400-12-12	3/4	3/4
3400-02-02C	1/8	1/8
3400-04-04C	1/4	1/4

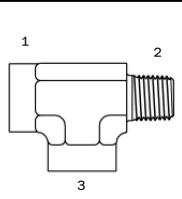


3700
FP-FP-FP
TEE

PART #	(F) PIPE
3700-02	1/8
3700-04	1/4
3700-06	3/8
3700-08	1/2
3700-12	3/4

C=COMPAC

Brass Pipe Adapters



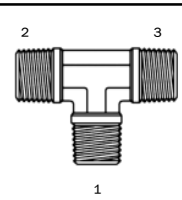
3750
FP-MP-FP
STREET TEE

PART #	(F) PIPE	(M) PIPE
3750-02	1/8	1/8
3750-04	1/4	1/4
3750-06	3/8	3/8
3750-08	1/2	1/2
3750-12	3/4	3/4



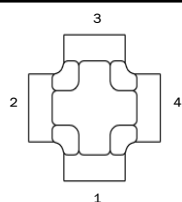
BVP
BREATHER
VENT PLUG

PART #	(M) PIPE
BVP-02	1/8
BVP-04	1/4
BVP-06	3/8
BVP-08	1/2



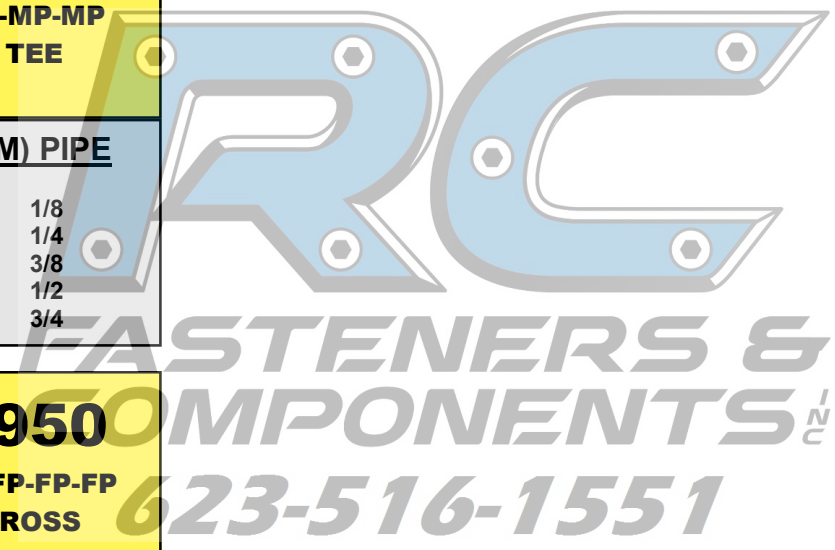
3900
MP-MP-MP
TEE

PART #	(M) PIPE
3900-02	1/8
3900-04	1/4
3900-06	3/8
3900-08	1/2
3900-12	3/4




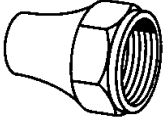
3950
FP-FP-FP-FP
CROSS

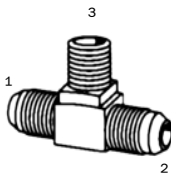
PART #	(F) PIPE
3950-02	1/8
3950-04	1/4
3950-06	3/8
3950-08	1/2
3950-12	3/4

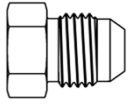


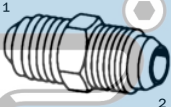
Brass SAE 45° Adapters

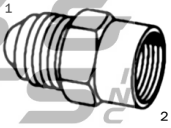
 <h2>40C</h2> <p>SAE 45° CAP</p>	
PART #	(F) SAE
40C-03	3/16
40C-04	1/4
40C-05	5/16
40C-06	3/8
40C-08	1/2
40C-10	5/8
40C-12	3/4

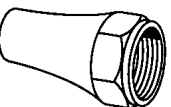
 <h2>41S</h2> <p>SAE 45° SHORT NUT</p>	
PART #	(F) SAE
41S-02	1/8
41S-03	3/16
41S-04	1/4
41S-05	5/16
41S-06	3/8
41S-08	1/2
41S-10	5/8
41S-12	3/4

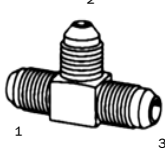
 <h2>45</h2> <p>MALE SAE 45°-MP BRANCH TEE</p>		
PART #	(M) SAE	(M) PIPE
45-02-02	1/8	1/8
45-03-02	3/16	1/8
45-04-02	1/4	1/8
45-04-04	1/4	1/4
45-04-06	1/4	3/8
45-05-02	5/16	1/8
45-05-04	5/16	1/4
45-06-02	3/8	1/8
45-06-04	3/8	1/4
45-06-06	3/8	3/8
45-06-08	3/8	1/2
45-08-04	1/2	1/4
45-08-06	1/2	3/8
45-08-08	1/2	1/2
45-10-06	5/8	3/8
45-10-08	5/8	1/2
45-12-08	3/4	1/2
45-12-12	3/4	3/4

 <h2>40P</h2> <p>SAE 45° PLUG</p>	
PART #	(M) SAE
40P-03	3/16
40P-04	1/4
40P-05	5/16
40P-06	3/8
40P-08	1/2
40P-10	5/8
40P-12	3/4

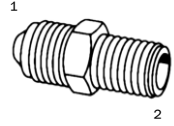
 <h2>42</h2> <p>MALE SAE 45° UNION</p>		
PART #	(M) SAE	(M) SAE
42-02-02	1/8	1/8
42-03-03	3/16	3/16
42-04-04	1/4	1/4
42-05-04	5/16	1/4
42-05-05	5/16	5/16
42-06-04	3/8	1/4
42-06-05	3/8	5/16
42-06-06	3/8	3/8
42-08-06	1/2	3/8
42-08-08	1/2	1/2
42-10-06	5/8	3/8
42-10-08	5/8	1/2
42-12-08	3/4	1/2
42-12-12	3/4	3/4

 <h2>46</h2> <p>MALE SAE 45°-FP</p>		
PART #	(M) SAE	(F) PIPE
46-02-02	1/8	1/8
46-03-02	3/16	1/8
46-03-04	3/16	1/4
46-04-02	1/4	1/8
46-04-04	1/4	1/4
46-04-06	1/4	3/8
46-04-08	1/4	1/2
46-05-02	5/16	1/8
46-05-04	5/16	1/4
46-06-02	3/8	1/8
46-06-04	3/8	1/4
46-06-06	3/8	3/8
46-06-08	3/8	1/2
46-08-04	1/2	1/4
46-08-06	1/2	3/8
46-08-08	1/2	1/2
46-08-12	1/2	3/4
46-10-06	5/8	3/8
46-10-08	5/8	1/2
46-10-12	5/8	3/4
46-12-08	3/4	1/2
46-12-12	3/4	3/4

 <h2>41</h2> <p>SAE 45° LONG NUT</p>	
PART #	(F) SAE
41-02	1/8
41-03	3/16
41-04	1/4
41-05	5/16
41-06	3/8
41-08	1/2
41-10	5/8
41-12	3/4

 <h2>44</h2> <p>MALE SAE UNION TEE</p>	
PART #	(M) SAE
44-02	1/8
44-03	3/16
44-04	1/4
44-05	5/16
44-06	3/8
44-08	1/2
44-10	5/8
44-12	3/4

Brass SAE 45° Adapters



48

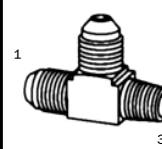
**MALE SAE 45°-
MP**

<u>PART #</u>	<u>(M) SAE</u>	<u>(M) PIPE</u>
48-02-02	1/8	1/8
48-03-02	3/16	1/8
48-03-04	3/16	1/4
48-04-02	1/4	1/8
48-04-04	1/4	1/4
48-04-06	1/4	3/8
48-04-08	1/4	1/2
48-05-02	5/16	1/8
48-05-04	5/16	1/4
48-05-06	5/16	3/8
48-06-02	3/8	1/8
48-06-04	3/8	1/4
48-06-06	3/8	3/8
48-06-08	3/8	1/2
48-08-04	1/2	1/4
48-08-06	1/2	3/8
48-08-08	1/2	1/2
48-08-12	1/2	3/4
48-10-06	5/8	3/8
48-10-08	5/8	1/2
48-10-12	5/8	3/4
48-12-08	3/4	1/2
48-12-12	3/4	3/4

49

**MALE SAE 45°-MP
ELBOW 90° CONTINUED.....**

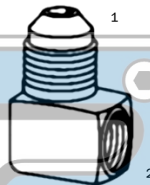
<u>PART #</u>	<u>(M) SAE</u>	<u>(M) PIPE</u>
49-08-08	1/2	1/2
49-08-12	1/2	3/4
49-10-06	5/8	3/8
49-10-08	5/8	1/2
49-10-12	5/8	3/4
49-12-08	3/4	1/2
49-12-12	3/4	3/4



51

**MALE SAE 45°-
MP RUN TEE**

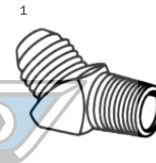
<u>PART #</u>	<u>(M) SAE</u>	<u>(M) PIPE</u>
51-03-02	3/16	1/8
51-04-02	1/4	1/8
51-04-04	1/4	1/4
51-05-02	5/16	1/8
51-05-04	5/16	1/4
51-06-04	3/8	1/4
51-06-06	3/8	3/8
51-08-06	1/2	3/8
51-08-08	1/2	1/2
51-10-08	5/8	1/2
51-12-08	3/4	1/2
51-12-12	3/4	3/4



50

**MALE SAE 45°-
FP ELBOW 90°**

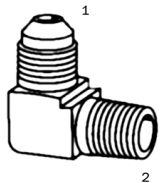
<u>PART #</u>	<u>(M) SAE</u>	<u>(F) PIPE</u>
50-03-02	3/16	1/8
50-04-02	1/4	1/8
50-04-04	1/4	1/4
50-04-06	1/4	3/8
50-05-02	5/16	1/8
50-05-04	5/16	1/4
50-06-02	3/8	1/8
50-06-04	3/8	1/4
50-06-06	3/8	3/8
50-06-08	3/8	1/2
50-08-04	1/2	1/4
50-08-06	1/2	3/8
50-08-08	1/2	1/2
50-08-12	1/2	3/4
50-10-06	5/8	3/8
50-10-08	5/8	1/2
50-10-12	5/8	3/4
50-12-08	3/4	1/2
50-12-12	3/4	3/4



54

**MALE SAE 45°-
MP ELBOW 45°**

<u>PART #</u>	<u>(M) SAE</u>	<u>(M) PIPE</u>
54-04-02	1/4	1/8
54-04-04	1/4	1/4
54-05-02	5/16	1/8
54-05-04	5/16	1/4
54-06-04	3/8	1/4
54-06-06	3/8	3/8
54-08-06	1/2	3/8
54-08-08	1/2	1/2
54-10-08	5/8	1/2
54-12-08	3/4	1/2
54-12-12	3/4	3/4

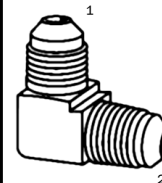


49

**MALE SAE 45°-
MP ELBOW 90°**

<u>PART #</u>	<u>(M) SAE</u>	<u>(M) PIPE</u>
49-02-02	1/8	1/8
49-03-02	3/16	1/8
49-03-04	3/16	1/4
49-04-02	1/4	1/8
49-04-04	1/4	1/4
49-04-06	1/4	3/8
49-04-08	1/4	1/2
49-05-02	5/16	1/8
49-05-04	5/16	1/4
49-05-06	5/16	3/8
49-06-02	3/8	1/8
49-06-04	3/8	1/4
49-06-06	3/8	3/8
49-06-08	3/8	1/2
49-08-04	1/2	1/4
49-08-06	1/2	3/8

CONTINUED...




55

**MALE SAE 45°
ELBOW 90°**

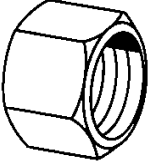
<u>PART #</u>	<u>(M) SAE</u>
55-02	1/8
55-04	1/4
55-05	5/16
55-06	3/8
55-08	1/2
55-10	5/8
55-12	3/4

Brass Compression Fittings



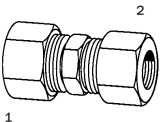
60
TUBE SLEEVE

PART #	TUBE SIZE
60-02	1/8
60-03	3/16
60-04	1/4
60-05	5/16
60-06	3/8
60-08	1/2
60-10	5/8
60-12	3/4




61
TUBE NUT

PART #	TUBE SIZE
61-02	1/8
61-03	3/16
61-04	1/4
61-05	5/16
61-06	3/8
61-08	1/2
61-10	5/8
61-12	3/4



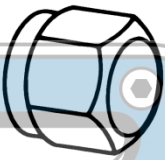
62
TUBE UNION

PART #	TUBE 1	TUBE 2
62-02-02	1/8	1/8
62-03-03	3/16	3/16
62-04-02	1/4	1/8
62-04-04	1/4	1/4
62-05-05	5/16	5/16
62-06-04	3/8	1/4
62-06-06	3/8	3/8
62-08-06	1/2	3/8
62-08-08	1/2	1/2
62-10-08	5/8	1/2
62-10-10	5/8	5/8
62-12-12	3/4	3/4



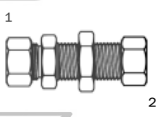
60-P
DELTRIN
TUBE SLEEVE

PART #	TUBE SIZE
60-P-04	1/4
60-P-05	5/16
60-P-06	3/8
60-P-08	1/2
60-P-10	5/8
60-P-12	3/4




61C
TUBE CAP

PART #	TUBE SIZE
61C-03	3/16
61C-04	1/4
61C-06	3/8
61C-08	1/2
61C-10	5/8




62BH
BULKHEAD
TUBE UNION

PART #	TUBE 1	TUBE 2
62BH-04-04	1/4	1/4
62BH-05-05	5/16	5/16
62BH-06-06	3/8	3/8
62BH-08-08	1/2	1/2



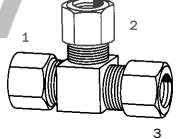
60-SA
SELF-ALIGN
TUBE SLEEVE

PART #	TUBE SIZE
60-SA-02	1/8
60-SA-03	3/16
60-SA-04	1/4
60-SA-06	3/8
60-SA-08	1/2



61L
LONG TUBE
NUT

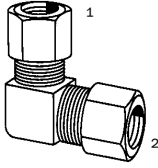
PART #	TUBE SIZE
61L-03	3/16
61L-04	1/4
61L-05	5/16
61L-06	3/8
61L-08	1/2
61L-10	5/8
61L-12	3/4



64
TUBE UNION
TEE

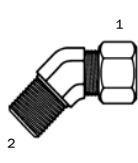
PART #	TUBE 1,2,3
64-02	1/8
64-03	3/16
64-04	1/4
64-05	5/16
64-06	3/8
64-08	1/2
64-10	5/8
64-12	3/4

Brass Compression Fittings



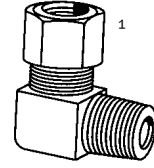
65
TUBE UNION
ELBOW 90°

PART #	TUBE 1	TUBE 2
65-02-02	1/8	1/8
65-03-03	3/16	3/16
65-04-04	1/4	1/4
65-05-05	5/16	5/16
65-06-04	3/8	1/4
65-06-06	3/8	3/8
65-08-06	1/2	3/8
65-08-08	1/2	1/2
65-10-08	5/8	1/2
65-10-10	5/8	5/8
65-12-12	3/4	3/4



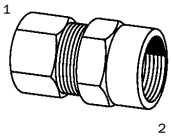
67
TUBE-MP
ELBOW 45°

PART #	TUBE	(M) PIPE
67-03-02	3/16	1/8
67-04-02	1/4	1/8
67-04-04	1/4	1/4
67-05-02	5/16	1/8
67-05-04	5/16	1/4
67-06-04	3/8	1/4
67-06-06	3/8	3/8
67-08-06	1/2	3/8
67-08-08	1/2	1/2
67-10-08	5/8	1/2



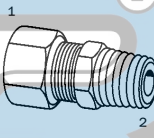
69
TUBE-MP
ELBOW 90°

PART #	TUBE	(M) PIPE
69-02-02	1/8	1/8
69-03-02	3/16	1/8
69-03-04	3/16	1/4
69-04-02	1/4	1/8
69-04-04	1/4	1/4
69-04-06	1/4	3/8
69-04-08	1/4	1/2
69-05-02	5/16	1/8
69-05-04	5/16	1/4
69-05-06	5/16	3/8
69-06-02	3/8	1/8
69-06-04	3/8	1/4
69-06-06	3/8	3/8
69-06-08	3/8	1/2
69-08-04	1/2	1/4
69-08-06	1/2	3/8
69-08-08	1/2	1/2
69-08-12	1/2	3/4
69-10-06	5/8	3/8
69-10-08	5/8	1/2
69-10-12	5/8	3/4
69-12-08	3/4	1/2
69-12-12	3/4	3/4



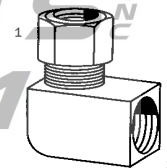
66
TUBE-FP

PART #	TUBE	(F) PIPE
66-02-02	1/8	1/8
66-03-02	3/16	1/8
66-04-02	1/4	1/8
66-04-04	1/4	1/4
66-05-02	5/16	1/8
66-05-04	5/16	1/4
66-06-02	3/8	1/8
66-06-04	3/8	1/4
66-06-06	3/8	3/8
66-06-08	3/8	1/2
66-08-04	1/2	1/4
66-08-06	1/2	3/8
66-08-08	1/2	1/2
66-10-06	5/8	3/8
66-10-08	5/8	1/2
66-10-12	5/8	3/4
66-12-12	3/4	3/4



68
TUBE-MP

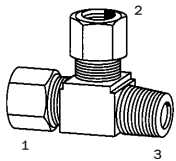
PART #	TUBE	(M) PIPE
68-02-02	1/8	1/8
68-03-02	3/16	1/8
68-03-04	3/16	1/4
68-04-02	1/4	1/8
68-04-04	1/4	1/4
68-04-06	1/4	3/8
68-04-08	1/4	1/2
68-05-02	5/16	1/8
68-05-04	5/16	1/4
68-05-06	5/16	3/8
68-05-08	5/16	1/2
68-06-02	3/8	1/8
68-06-04	3/8	1/4
68-06-06	3/8	3/8
68-06-08	3/8	1/2
68-08-04	1/2	1/4
68-08-06	1/2	3/8
68-08-08	1/2	1/2
68-08-12	1/2	3/4
68-10-06	5/8	3/8
68-10-08	5/8	1/2
68-10-12	5/8	3/4
68-12-08	3/4	1/2
68-12-12	3/4	3/4



70
TUBE-FP
ELBOW 90°


PART #	TUBE	(F) PIPE
70-02-02	1/8	1/8
70-03-02	3/16	1/8
70-04-02	1/4	1/8
70-04-04	1/4	1/4
70-04-06	1/4	3/8
70-04-08	1/4	1/2
70-05-02	5/16	1/8
70-06-02	3/8	1/8
70-06-04	3/8	1/4
70-06-06	3/8	3/8
70-08-04	1/2	1/4
70-08-06	1/2	3/8
70-08-08	1/2	1/2
70-10-06	5/8	3/8
70-10-08	5/8	1/2
70-10-12	5/8	3/4
70-12-08	3/4	1/2
70-12-12	3/4	3/4

Brass Compression Fittings



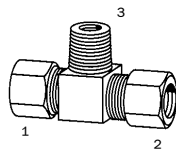
71
TUBE-MP
RUN TEE

<u>PART #</u>	<u>TUBE</u>	<u>(M) PIPE</u>
71-02-02	1/8	1/8
71-03-02	3/16	1/8
71-04-02	1/4	1/8
71-04-04	1/4	1/4
71-05-02	5/16	1/8
71-05-04	5/16	1/4
71-06-02	3/8	1/8
71-06-04	3/8	1/4
71-06-06	3/8	3/8
71-08-06	1/2	3/8
71-08-08	1/2	1/2
71-10-08	5/8	1/2
71-12-08	3/4	1/2
71-12-12	3/4	3/4



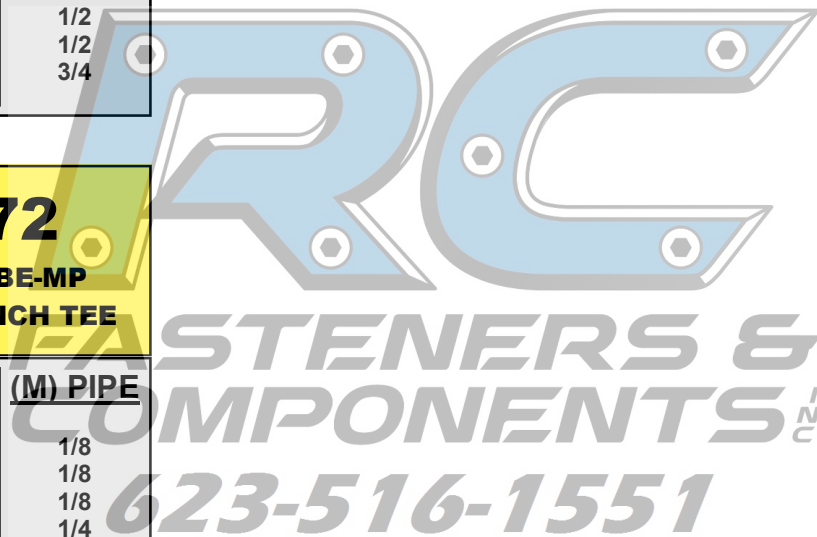
73
TUBE INSERT

<u>PART #</u>	<u>TUBE</u>	<u>O.D.</u>
73-02	1/8	.08
73-03	3/16	.135
73-04	1/4	.163
73-05	5/16	.215
73-06	3/8	.250
73-08	1/2	.372
73-10	5/8	.483
73-12	3/4	.563




72
TUBE-MP
BRANCH TEE

<u>PART #</u>	<u>TUBE</u>	<u>(M) PIPE</u>
72-02-02	1/8	1/8
72-03-02	3/16	1/8
72-04-02	1/4	1/8
72-04-04	1/4	1/4
72-05-02	5/16	1/8
72-06-02	3/8	1/8
72-06-04	3/8	1/4
72-06-06	3/8	3/8
72-08-04	1/2	1/4
72-08-06	1/2	3/8
72-08-08	1/2	1/2
72-10-08	5/8	1/2
72-12-08	3/4	1/2
72-12-12	3/4	3/4




Brass Poly Flow Fittings



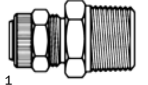
260P
NYLON SLEEVE

PART #	TUBE SIZE
260P-04	1/4
260P-05	5/16
260P-06	3/8
260P-08	1/2




261PB
BRASS NUT &
BRASS SLEEVE

PART #	TUBE SIZE
261PB-02	1/8
261PB-04	1/4
261PB-06	3/8
261PB-08	1/2



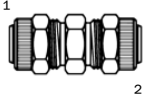
268P
TUBE-MP

PART #	TUBE	(M) PIPE
268P-2-2	1/8	1/8
268P-3-2	3/16	1/8
268P-4-2	1/4	1/8
268P-4-4	1/4	1/4
268P-4-6	1/4	3/8
268P-5-2	5/16	1/8
268P-5-4	5/16	1/4
268P-6-2	3/8	1/8
268P-6-4	3/8	1/4
268P-6-6	3/8	3/8
268P-8-6	1/2	3/8
268P-8-8	1/2	1/2



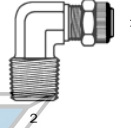
260PB
BRASS SLEEVE

PART #	TUBE SIZE
260PB-02	1/8
260PB-04	1/4
260PB-05	5/16
260PB-06	3/8
260PB-08	1/2



262P
TUBE UNION

PART #	TUBE 1	TUBE 2
262P-02	1/8	1/8
262P-03	3/16	3/16
262P-04	1/4	1/4
262P-05	5/16	5/16
262P-06	3/8	3/8
262P-08	1/2	1/2



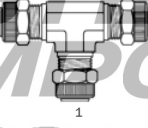
269P
TUBE-MP
ELBOW 90°

PART #	TUBE	(M) PIPE
269P-2-2	1/8	1/8
269P-3-2	3/16	1/8
269P-4-2	1/4	1/8
269P-4-4	1/4	1/4
269P-4-6	1/4	3/8
269P-5-2	5/16	1/8
269P-6-2	3/8	1/8
269P-6-4	3/8	1/4
269P-6-6	3/8	3/8
269P-8-6	1/2	3/8



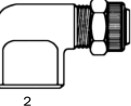
261B
BRASS NUT

PART #	TUBE SIZE
261B-02	1/8
261B-03	3/16
261B-04	1/4
261B-05	5/16
261B-06	3/8
261B-08	1/2




264P
TUBE UNION
TEE

PART #	TUBE 1,2,3
264P-02	1/8
264P-03	3/16
264P-04	1/4
264P-05	5/16
264P-06	3/8
264P-08	1/2




270P
TUBE-FP
ELBOW 90°

PART #	TUBE	(F) PIPE
270P-4-2	1/4	1/8
270P-4-4	1/4	1/4
270P-6-4	3/8	1/4
270P-8-6	1/2	3/8



261P
BRASS NUT &
NYLON SLEEVE

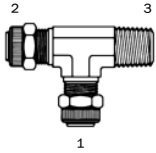
PART #	TUBE SIZE
261P-04	1/4
261P-05	5/16
261P-06	3/8
261P-08	1/2



266P
TUBE-FP


PART #	TUBE	(F) PIPE
266P-02-02	1/8	1/8
266P-04-02	1/4	1/8
266P-04-04	1/4	1/4
266P-05-02	5/16	1/8
266P-06-04	3/8	1/4
266P-08-06	1/2	3/8

Brass Poly Flow & Poly Push Fittings




271P
TUBE-MP
RUN TEE

PART #	TUBE	(M) PIPE
271P-02-02	1/8	1/8
271P-04-02	1/4	1/8
271P-04-04	1/4	1/4
271P-05-02	5/16	1/8
271P-06-02	3/8	1/8
271P-06-04	3/8	1/4
271P-08-06	1/2	3/8



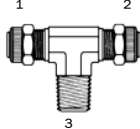
262PP
TUBE UNION

PART #	TUBE 1	TUBE 2
262PP-02	1/8	1/8
262PP-2.5	5/32	5/32
262PP-04	1/4	1/4
262PP-05	5/16	5/16
262PP-06	3/8	3/8
262PP-08	1/2	1/2



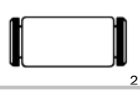
266PP
TUBE-FP

PART #	TUBE	(F) PIPE
266PP-02-02	1/8	1/8
266PP-04-02	1/4	1/8
266PP-04-04	1/4	1/4
266PP-06-04	3/8	1/4
266PP-06-06	3/8	3/8




272P
TUBE-MP
BRANCH TEE

PART #	TUBE	(M) PIPE
272P-02-02	1/8	1/8
272P-04-02	1/4	1/8
272P-04-04	1/4	1/4
272P-05-02	5/16	1/8
272P-06-02	3/8	1/8
272P-06-04	3/8	1/4
272P-08-06	1/2	3/8




263PP
REDUCING
TUBE UNION

PART #	TUBE 1	TUBE 2
263PP-04-02	1/4	1/8
263PP-05-04	5/16	1/4
263PP-06-02	3/8	1/8
263PP-06-04	3/8	1/4
263PP-08-04	1/2	1/4
263PP-08-06	1/2	3/8




268PP
TUBE-MP

PART #	TUBE	(M) PIPE
268PP-02-02	1/8	1/8
268PP-2.5-02	5/32	1/8
268PP-2.5-04	5/32	1/4
268PP-03-02	3/16	1/8
268PP-04-02	1/4	1/8
268PP-04-04	1/4	1/4
268PP-04-06	1/4	3/8
268PP-05-02	5/16	1/8
268PP-05-04	5/16	1/4
268PP-06-02	3/8	1/8
268PP-06-04	3/8	1/4
268PP-06-06	3/8	3/8
268PP-06-08	3/8	1/2
268PP-08-06	1/2	3/8
268PP-08-08	1/2	1/2



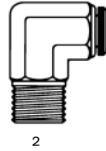
282P
TUBE-TUBE
BULKHEAD

PART #	TUBE 1	TUBE 2
282P-04-04	1/4	1/4
282P-05-05	5/16	5/16
282P-06-06	3/8	3/8
282P-08-08	1/2	1/2



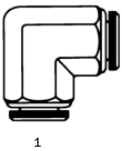
264PP
TUBE UNION
TEE

PART #	TUBE 1,2,3
264PP-02	1/8
264PP-2.5	5/32
264PP-04	1/4
264PP-05	5/16
264PP-06	3/8
264PP-08	1/2



269PP
TUBE-MP
ELBOW 90°

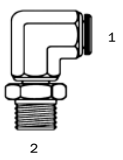
PART #	TUBE	(M) PIPE
269PP-02-02	1/8	1/8
269PP-2.5-02	5/32	1/8
269PP-2.5-04	5/32	1/4
269PP-03-02	3/16	1/8
269PP-04-02	1/4	1/8
269PP-04-04	1/4	1/4
269PP-04-06	1/4	3/8
269PP-05-02	5/16	1/8
269PP-05-04	5/16	1/4
269PP-06-02	3/8	1/8
269PP-06-04	3/8	1/4
269PP-06-06	3/8	3/8
269PP-08-06	1/2	3/8
269PP-08-08	1/2	1/2



265PP
TUBE UNION
ELBOW 90°

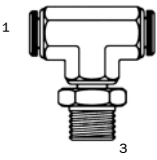
PART #	TUBE 1	TUBE 2
265PP-2.5	5/32	5/32
265PP-04	1/4	1/4
265PP-05	5/16	5/16
265PP-06	3/8	3/8
265PP-08	1/2	1/2

Brass Poly Push Fittings



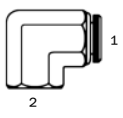
279PP
TUBE-MPX
ELBOW 90°

PART #	TUBE	(M) PIPE SWIVEL
279PP-02-02	1/8	1/8
279PP-02-04	1/8	1/4
279PP-04-02	1/4	1/8
279PP-04-04	1/4	1/4
279PP-06-04	3/8	1/4
279PP-06-06	3/8	3/8
279PP-06-08	3/8	1/2
279PP-08-06	1/2	3/8
279PP-08-08	1/2	1/2



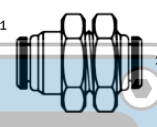
272PP
TUBE-MPX
BRANCH TEE

PART #	TUBE	(M) PIPE SWIVEL
272PP-04-02	1/4	1/8
272PP-04-04	1/4	1/4
272PP-05-02	5/16	1/8
272PP-06-04	3/8	1/4
272PP-06-06	3/8	3/8
272PP-08-06	1/2	3/8
272PP-08-08	1/2	1/2



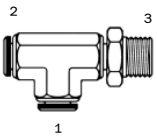
270PP
TUBE-FP
ELBOW 90°

PART #	TUBE	(F) PIPE
270PP-04-02	1/4	1/8
270PP-04-04	1/4	1/4
270PP-06-04	3/8	1/4




282PP
TUBE UNION
BULKHEAD

PART #	TUBE 1	TUBE 2
282PP-02	1/8	1/8
282PP-2.5	5/32	5/32
282PP-04	1/4	1/4
282PP-05	5/16	5/16
282PP-06	3/8	3/8
282PP-08	1/2	1/2



271PP
TUBE-MPX
RUN TEE


PART #	TUBE	(M) PIPE SWIVEL
271PP-04-02	1/4	1/8
271PP-04-04	1/4	1/4
271PP-05-02	5/16	1/8
271PP-06-04	3/8	1/4
271PP-08-06	1/2	3/8
271PP-08-08	1/2	1/2



284PP
TUBE PLUG

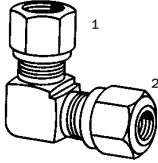
PART #	TUBE SIZE
284PP-02	1/8
284PP-2.5	5/32
284PP-04	1/4
284PP-05	5/16
284PP-06	3/8
284PP-08	1/2

Brass Air Brake Fittings



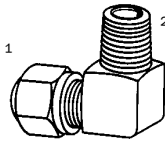
1460
AIR BRAKE
SLEEVE

PART #	TUBE SIZE
1460-04	1/4
1460-06	3/8
1460-08	1/2
1460-10	5/8
1460-12	3/4



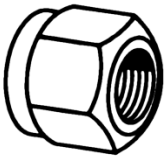
1465
TUBE UNION
ELBOW 90°

PART #	TUBE 1	TUBE 2
1465-04-04	1/4	1/4
1465-06-06	3/8	3/8
1465-08-08	1/2	1/2
1465-10-10	5/8	5/8



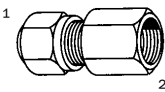
1469
TUBE-MP
ELBOW 90°

PART #	TUBE	(M) PIPE
1469-04-02	1/4	1/8
1469-04-04	1/4	1/4
1469-04-06	1/4	3/8
1469-06-02	3/8	1/8
1469-06-04	3/8	1/4
1469-06-06	3/8	3/8
1469-06-08	3/8	1/2
1469-08-04	1/2	1/4
1469-08-06	1/2	3/8
1469-08-08	1/2	1/2
1469-10-06	5/8	3/8
1469-10-08	5/8	1/2
1469-10-12	5/8	3/4
1469-12-08	3/4	1/2



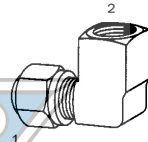
1461
AIR BRAKE
NUT

PART #	TUBE SIZE
1461-04	1/4
1461-06	3/8
1461-08	1/2
1461-10	5/8
1461-12	3/4



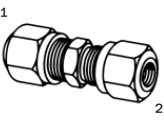
1466
TUBE-FP

PART #	TUBE	(F) PIPE
1466-04-02	1/4	1/8
1466-04-04	1/4	1/4
1466-06-02	3/8	1/8
1466-06-04	3/8	1/4
1466-06-06	3/8	3/8
1466-08-06	1/2	3/8
1466-08-08	1/2	1/2
1466-10-06	5/8	3/8
1466-10-08	5/8	1/2



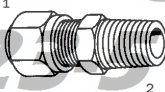
1470
TUBE-FP
ELBOW 90°

PART #	TUBE	(F) PIPE
1470-04-02	1/4	1/8
1470-04-04	1/4	1/4
1470-06-02	3/8	1/8
1470-06-04	3/8	1/4
1470-06-06	3/8	3/8
1470-08-06	1/2	3/8
1470-08-08	1/2	1/2
1470-10-08	5/8	1/2



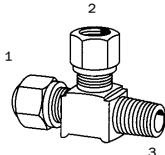
1462
TUBE UNION

PART #	TUBE 1	TUBE 2
1462-04-04	1/4	1/4
1462-06-06	3/8	3/8
1462-08-06	1/2	3/8
1462-08-08	1/2	1/2
1462-10-10	5/8	5/8
1462-12-12	3/4	3/4



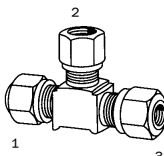
1468
TUBE-MP

PART #	TUBE	(M) PIPE
1468-04-02	1/4	1/8
1468-04-04	1/4	1/4
1468-04-06	1/4	3/8
1468-06-02	3/8	1/8
1468-06-04	3/8	1/4
1468-06-06	3/8	3/8
1468-06-08	3/8	1/2
1468-08-04	1/2	1/4
1468-08-06	1/2	3/8
1468-08-08	1/2	1/2
1468-10-06	5/8	3/8
1468-10-08	5/8	1/2
1468-12-08	3/4	1/2
1468-12-12	3/4	3/4



1471
TUBE-MP
RUN TEE

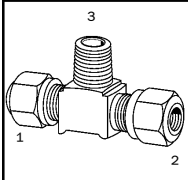
PART #	TUBE	(M) PIPE
1471-04-02	1/4	1/8
1471-04-04	1/4	1/4
1471-06-04	3/8	1/4
1471-06-06	3/8	3/8
1471-08-06	1/2	3/8
1471-08-08	1/2	1/2
1471-10-08	5/8	1/2



1464
TUBE UNION
TEE

PART #	TUBE 1,2,3
1464-04	1/4
1464-06	3/8
1464-08	1/2
1464-10	5/8

Brass Air Brake Fittings & Push-In D.O.T.



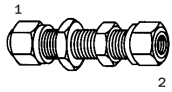
1472
TUBE-MP
BRANCH TEE

PART #	TUBE	(M) PIPE
1472-04-02	1/4	1/8
1472-04-04	1/4	1/4
1472-06-04	3/8	1/4
1472-06-06	3/8	3/8
1472-08-06	1/2	3/8
1472-08-08	1/2	1/2
1472-10-08	5/8	1/2



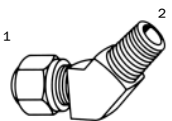
1473
AIR BRAKE
TUBE INSERT

PART #	TUBE SIZE
1473-04	1/4
1473-06	3/8
1473-08	1/2
1473-10	5/8
1473-12	3/4



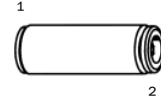
1474
TUBE UNION
BULKHEAD

PART #	TUBE 1	TUBE 2
1474-04-04	1/4	1/4
1474-06-06	3/8	3/8
1474-08-08	1/2	1/2



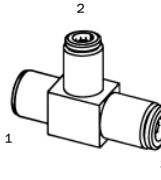
1480
TUBE-MP
ELBOW 45°

PART #	TUBE	(M) PIPE
1480-04-02	1/4	1/8
1480-04-04	1/4	1/4
1480-06-02	3/8	1/8
1480-06-04	3/8	1/4
1480-06-06	3/8	3/8
1480-08-06	1/2	3/8
1480-08-08	1/2	1/2
1480-10-08	5/8	1/2



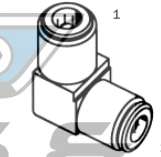
1562
PUSH-IN DOT
TUBE UNION

PART #	TUBE 1	TUBE 2
1562-04-04	1/4	1/4
1562-06-06	3/8	3/8
1562-08-08	1/2	1/2



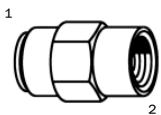
1564
PUSH-IN DOT
UNION TEE

PART #	TUBE 1,2,3
1564-04-04-04	1/4
1564-06-06-06	3/8
1564-08-08-08	1/2



1565
PUSH-IN DOT
UNION ELBOW 90°

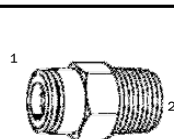
PART #	TUBE 1	TUBE 2
1565-04-04	1/4	1/4
1565-06-06	3/8	3/8
1565-08-08	1/2	1/2



1566
PUSH-IN DOT
TUBE-FP

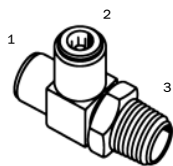
PART #	TUBE	(F) PIPE
1566-04-02	1/4	1/8
1566-04-04	1/4	1/4
1566-06-04	3/8	1/4
1566-06-06	3/8	3/8
1566-08-08	1/2	1/2

Push-In D.O.T. Brass Air Brake Fittings



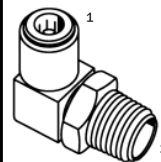
1568
PUSH-IN DOT
TUBE-MP

PART #	TUBE	(M) PIPE
1568-04-02	1/4	1/8
1568-04-04	1/4	1/4
1568-04-06	1/4	3/8
1568-06-02	3/8	1/8
1568-06-04	3/8	1/4
1568-06-06	3/8	3/8
1568-06-08	3/8	1/2
1568-08-04	1/2	1/4
1568-08-06	1/2	3/8
1568-08-08	1/2	1/2
1568-10-06	5/8	3/8
1568-10-08	5/8	1/2



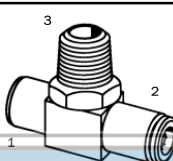
1571
PUSH-IN DOT
MPX RUN TEE

PART #	TUBE	(M) PIPE SWIVEL
1571-04-02	1/4	1/8
1571-04-04	1/4	1/4
1571-06-04	3/8	1/4
1571-06-06	3/8	3/8
1571-08-08	1/2	1/2



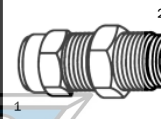
1579
PUSH-IN DOT
MPX ELBOW 90°

PART #	TUBE	(M) PIPE SWIVEL
1579-04-02	1/4	1/8
1579-04-04	1/4	1/4
1579-04-06	1/4	3/8
1579-06-02	3/8	1/8
1579-06-04	3/8	1/4
1579-06-06	3/8	3/8
1579-06-08	3/8	1/2
1579-08-06	1/2	3/8
1579-08-08	1/2	1/2
1579-10-06	5/8	3/8
1579-10-08	5/8	1/2



1572
PUSH-IN DOT
MPX BRANCH TEE

PART #	TUBE	(M) PIPE SWIVEL
1572-04-02	1/4	1/8
1572-04-04	1/4	1/4
1572-06-04	3/8	1/4
1572-06-06	3/8	3/8
1572-08-04	1/2	1/4
1572-08-06	1/2	3/8

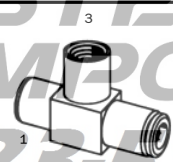


1569
PUSH-IN DOT
MP ELBOW 90°

PART #	TUBE	(M) PIPE
1569-04-02	1/4	1/8
1569-04-04	1/4	1/4
1569-04-06	1/4	3/8
1569-06-04	3/8	1/4
1569-06-06	3/8	3/8
1569-06-08	3/8	1/2
1569-08-04	1/2	1/4
1569-08-06	1/2	3/8
1569-08-08	1/2	1/2
1569-10-06	5/8	3/8
1569-10-08	5/8	1/2

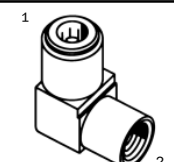
1582
PUSH-IN DOT
BULKHEAD

PART #	TUBE 1	TUBE 2
1582-04-04	1/4	1/4
1582-06-06	3/8	3/8
1582-08-08	1/2	1/2
1582-10-10	5/8	5/8



1577
PUSH-IN DOT
FP BRANCH TEE

PART #	TUBE	(F) PIPE
1577-04-02	1/4	1/8
1577-04-04	1/4	1/4
1577-06-04	3/8	1/4



1570
PUSH-IN DOT
FP ELBOW 90°

PART #	TUBE	(F) PIPE
1570-04-02	1/4	1/8
1570-04-04	1/4	1/4
1570-04-06	1/4	3/8
1570-06-04	3/8	1/4
1570-06-06	3/8	3/8
1570-08-08	1/2	1/2

Cross Reference Chart

OUR PART #	AEROQUIP	DAYCO EASTMAN	PARKER TUBE	PARKER HOSE	TRIDENT	WEATHER- HEAD
302	—	—	—	—	1326	—
304	221000	—	—	—	1327	C5115
304-C	210292	830-FS	FNTX	06CP	1329	C5129
306	210212	711BH-FS	WLN	53N	1332	C5924
318	1290	841-FS	BTX	06B	1311	C5105
319	900605	840-FS	TX	06S	1253	C5165
403	73014	—	—	—	1403	—
1404	2045 (R)	60SA	0107	0107	1210	9205 (R)
1405	2046 (R)	60SG	0207	0207	1212	9255 (R)
1501	2047 (R)	60UA	2107	2107	1218	9405 (R)
1502	2048 (R)	60UG	2207	2207	1216	9455 (R)
1503	2049 (R)	60TA	3107	3107	1214	9355 (R)
1504	2050 (R)	60TG	—	—	1249	9385 (R)
1601	2254 (R)	60VC	—	—	1258	9406 (R)
1602	2253 (R)	60VH	—	—	1259	9456 (R)
1603	2255	60VJ	—	—	1223	—
2403	2027	842-FS	HTX	0303	1204	C5305
2403-LH	202712	842H-FS	LHTX	03L3	1204-LH	C5306
2404	2021 (R)	848-FS	FTX	0103 (R)	1202	C5205
2404-L	202113 (R)	848L-FS	—	—	1202LO (R)	—
2404-LL	202114 (R)	—	—	—	1202LL (R)	—
2405	2022 (R)	846-FS	GTX	0203 (R)	1230 (R)	C5255
2406	2215	883-FS	TRTX	0603	1246	C5015
2408	900599	839-FS	PNTX	03CP	1254	C5229
2500	2039	855-FS	ETX	2303	1234	C5505
2501	2024 (R)	849-FS	CTX	2103 (R)	1208 (R)	C5405
2501-L	202411 (R)	849L-FS	CCTX	5603 (R)	1208-L (R)	C5425
2501-LL	202413 (R)	849LL-FS	CCCTX	5703 (R)	1208-LL (R)	C5435
2502	2025 (R)	850-FS	DTX	2203 (R)	1242 (R)	C5455
2503	2023 (R)	854-FS	VTX	3103 (R)	1206 (R)	C5355
2504	—	—	—	—	—	—
2505	2044 (R)	—	—	—	—	—
2601	2030 (R)	845-FS	STX	213T (R)	1221 (R)	C5605
2602	2031 (R)	858-FS	OTX	223T (R)	1228 (R)	C5655
2603	2033	844-FS	JTX	033T	1220	C5705
2605	2028 (R)	851-FS	RTX	013T (R)	1224	C5755
2606	2029 (R)	857-FS	MTX	023T (R)	1226 (R)	TF5805
2650	2020	—	KTX	033X	1229	TF5955
2700	2041 (R)	832-FS	WTX	0353	1260	C5325
2701	2043	855BH-FS	WETX	2353	1262	C5525
2702	2042	854BH-FS	WNTX	3353	1261	TF5375
2703	203002	870-FS	WJTX	543T	1283	TF5725
2704	203008	—	WJJTX	533T	1284	C5726
2705	2239 (R)	—	WGTX	0253	—	C5275
2706	2240 (R)	—	—	—	—	—
4404	—	—	—	—	1041 (R)	—
4501	FF162 (R)	—	—	—	1045 (R)	—
4503	—	—	—	—	1043 (R)	—
4601	FF1167 (R)	—	—	—	1046 (R)	—
4603	—	—	—	—	1040 (R)	—
4604	—	—	—	—	1044 (R)	—
5000	2096	24SJ	GG	0202	1273	C3309
5404	2083	24SA	FF	0101	1252	C3069

Cross Reference Chart

OUR PART #	AEROQUIP	DAYCO EASTMAN	PARKER TUBE	PARKER HOSE	TRIDENT	WEATHER- HEAD
5404-L	2084	—	FFF	—	—	—
5405	2040	24SG	FG (R)	0201 (R)	1274	C3209 (R)
5406	2081	24SB	PTR	0102	1250	C3109
5406-HP	2222	24SR	HHP	01HP	—	C3169
5406-P	2082	—	HP	01CP	1251	C3159
5500	2085	25UA	CR	2101	1275	C3529
5501	2247	—	—	—	—	—
5502	2089	25UG	CD	2102	1243	C3409
5503	2088	25TG	CD45	3102	1244	C3359
5504	2087	25UJ	DD	2202	1245	C3509
5505	—	—	DD45	4202	1241	C3559
5600	2257	—	RRS	—	—	—
5601	2256	—	—	—	—	—
5602	2092	25VK	MRO	012T	1276	C3759
5603	2093	—	—	—	1277	—
5604	2091	25VC	—	212T	1278	C3609
5605	2090	25VJ	MMO	022T	1225	C3709
5652	2080	25WJ	KMMOO	022X	1279	C3959
6400	202702 (R)	848-FSO	F50X	0503 (R)	1231	C5315
6400-L	202713 (R)	848L-FSO	FF50X	5E03	1231LO	C5316
6401	FF1093 (R)	—	F5F	—	1264 (R)	C3249
6402	2266	—	F65X	—	1213	C5216 (R)
6403	2220	—	F50HAO	0505	1286	—
6404	2246 (R)	—	FHG5 (R)	—	1267 (R)	C3239
6405	2216 (R)	720-FSO	F50G	0502	1268 (R)	C3269
6408	900598	721-FSO	P50N	05CP	1255	7237
6409	FF1238	—	HP50N	05HP	1256	7238
6410	FF1010	719-FSO	F50G5	0510	1270	7033
6500	2071 (R)	879-FS	C6X	3903	1236	C5506
6501	2250 (R)	—	—	—	1247 (R)	TF5406
6502	2070 (R)	889-FS	V6X	3703	1237	C5356
6504	—	—	—	—	1205	—
6505	2018 (R)	881-FS	F6X	—	1211	9100
6506	2242 (R)	882-FS	—	—	1215	—
6600	203101 (R)	872-FS	S6X	393T (R)	1227	C5707
6602	203102 (R)	871-FS	R6X	063T	1248	C5706
6801	2062 (R)	849-FS	C50X	2503 (R)	1238 (R)	C5515
6801-L	206209 (R)	—	—	—	1238LO (R)	—
6801-LL	—	—	—	—	1238LL (R)	—
6802	2061 (R)	854-FSO	V50X	3503 (R)	1240 (R)	C5365
6803	203003 (R)	845-FSO	S50X	253T	1265 (R)	C5715
6804	203005 (R)	851-FSO	R50X	053T	1266 (R)	C5716
6805	206801 (R)	—	AOEG	2502	1269	C3459
6806	—	—	—	—	1263	TF3569
6807	—	—	—	—	—	—
6809	—	—	—	—	—	—
6900	2066 (R)	60SB	—	0507	1235	9315
6901	2068 (R)	60UB	—	2507	1271	9515
6902	2067 (R)	60TB	—	3507	1272	9365

SAE Reference Chart

<u>SAE #</u>	<u>OUR PART #</u>	<u>SAE #</u>	<u>OUR PART #</u>
070101	2403	130109A	5406-SP
070102	2404	130109E	5406-P
070103	2405	130109N	5406-HP
070109	2408	140130	1404
070110	318	140131	1405
070111	304	140137	5404
070112	304-C	140138	5000
070115	319	140139	5405
070118	306	140140	5406
070119	2403-LH	140157	6900
070120	6400	140160	4404
070122	6400-L	140230	1501
070123	2406	140231	1502
070201	2500	140237	5500
070202	2501	140238	5504
070203	2502	140239	5502
070220	6801	140251	6901
070221	6500	140260	4501
070302	2503	140330	1503
070320	6802	140331	1504
070321	6502	140338	5505
070401	2603	140339	5503
070424	2605	140357	6902
070425	2601	140360	4503
070426	2606	140424	5602
070427	2602	140425	5604
070428	6804	140438	5605
070429	6803	520101	FF2403
070432	6602	520110	FF318
070433	6600	520112	FF304-C
070501	2650	520115	FF319
070601	2700	520118	FF306
070701	2701	520120	FF6400
070801	2702	520122B	FF6400-L
070958	2704	520181	FF6402
070959	2703	520601	FF2700
071502	2501-L		
071602	2501-LL		
090109A	6408		
090109B	6408-HP		
090192	4604		
090292	4601		
090392	4603		