



Machine Screw Style

Anchors




RC
FASTENERS &
COMPONENTS

RC
FASTENERS &
COMPONENTS

MACHINE SCREW ANCHORS									
Size	Drill Diameter	Installation Torque Max	Minimum Embedment	Performance in 4000 psi Concrete		Performance in C-90 Hollow Block		Performance in Solid Red Brick	
				Tensile	Shear	Tensile	Shear	Tensile	Shear
				lbs.	lbs.	lbs.	lbs.	lbs.	lbs.
6-32	5/16	10 in. lbs.	1/2	770	220	460	180	670	220
8-32	5/16	15 in. lbs.	1/2	945	835	680	720	740	835
10-24	3/8	20 in. lbs.	5/8	1340	1200	740	1130	1050	1140
1/4-20	1/2	60 in. lbs.	7/8	2340	1800	880	1340	1460	1580
5/16-18	5/8	7 ft. lbs.	1	3020	2640	1820	1700	1730	2140
3/8-16	3/4	10 ft. lbs.	1 1/4	4810	4220	2280	2430	2200	3870
1/2-13	7/8	15 ft. lbs.	1 1/2	5930	5800	2360	3440	3270	4860

FF-S-325, Group I,
Type 1, Class 1



Description	An anchoring device consisting of (A) an internally threaded conical expander designed with some means (ie. ribs or knurls) to prevent it from turning during expansion; and (B) an expansion sleeve which slips over the expander. The outer walls of the sleeve can be either straight cylindrical or tapered, and the surface either smooth or corrugated. A spherical steel lockwasher at the top of the expansion sleeve is optional.
Applications/ Advantages	A caulking type anchor which provides a quick setting in brick, concrete or stone. The lead shield's malleability enable it to fill uneven or irregular spots in the hole. When tamped, the expansion sleeve holds the expander inside the hole in the masonry, equally distributing the load around the anchor. Fixtures can be removed or replaced without sacrificing holding power.
Material	Cone: May be one of the following materials: Brass, Malleable Iron, Steel or Die Cast Zinc Alloy; Expander Shield: Lead or 3-5% Antimonial Lead Alloy
Tensile and Shear Values	Machine screw anchors shall not be removable or show evidence of failure when subjected to tensil and shear test loads as specified in the above table. The suggested safe working load is one-fourth the average test proof loads shown in the above table.

