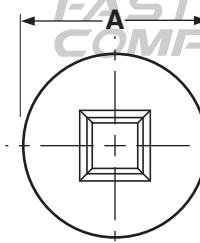
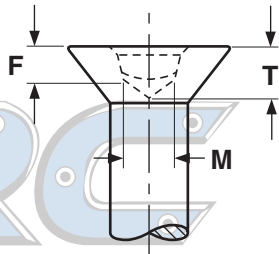


Machine Screws Head Dimensions

Flat Square Socket
Pan Square Socket

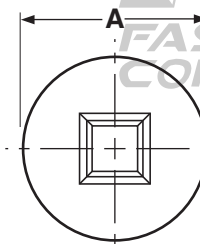
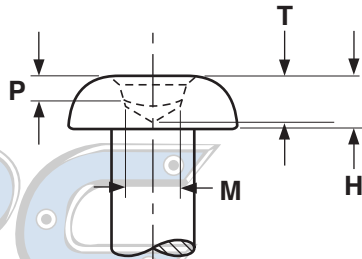


SQUARE RECESS FLAT HEADS

ASME B
18.6.3 2010

Nominal Size or Basic Screw Diameter		A		H	M	T	F		Driver Size
		Head Diameter		Head Height	Recess Square	Recess Depth	Recess Penetration Gaging Depth		
		Max	Min	Ref	Ref	Ref	Max	Min	
4	.1120	.212	.191	.067	.0696	.066	.038	.028	0
6	.1380	.262	.238	.083	.090	.096	.055	.040	1
8	.1640	.312	.285	.100	.111	.115	.063	.048	2
10	.1900	.362	.333	.116	.111	.127	.075	.060	2
12	.2160	.412	.380	.132	.1315	.158	.095	.080	3
1/4	.2500	.477	.442	.153	.1315	.158	.095	.080	3
5/16	.3125	.597	.556	.191	.1895	.194	.100	.085	4

This type of recess has a square center opening, slightly tapered side walls and a conical bottom.



SQUARE RECESS PAN HEADS

ASME
B18.6.3 2010

Nominal Size or Basic Screw Diameter		A		H		M	T	P		Driver Size
		Head Diameter		Head Height		Recess Square	Recess Depth	Penetration Gaging Depth		
		Max	Min	Max	Min	Ref	Ref	Max	Min	
4	.1120	.219	.205	.086	.076	.070	.066	.038	.028	0
6	.1380	.270	.256	.103	.093	.091	.106	.065	.050	1
8	.1640	.322	.306	.120	.110	.112	.127	.075	.060	2
10	.1900	.373	.357	.137	.126	.112	.127	.075	.060	2
12	.2160	.425	.407	.153	.141	.133	.158	.095	.080	3
1/4	.2500	.492	.473	.175	.162	.133	.158	.095	.080	3
5/16	.3125	.615	.594	.218	.203	.191	.194	.100	.085	4

This type of recess has a square center opening, slightly tapered side walls and a conical bottom.