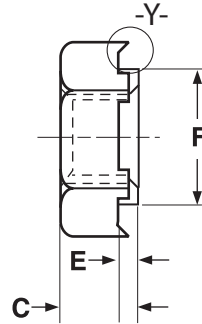
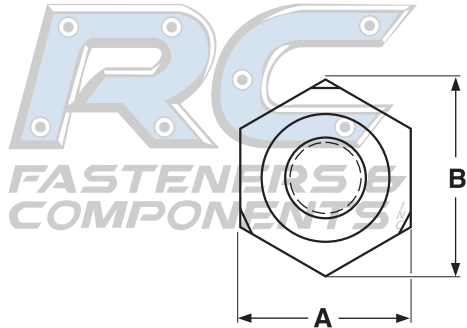



DIN 929 Piloted Hex Multi-Projection—Weld

FASTENERS & COMPONENTS



Detail -Y-

K



METRIC DIN 929 WELD NUTS - PILOTED HEX WITH MULTIPLE PROJECTIONS

DIN 929

Size	A Nut Width Across Flats	C Nut Thickness	E Pilot Height	K Projection Height
M4-0.7	9.00 8.78	3.50 3.20	0.65 0.55	0.35 0.25
M5-0.8	10.00 9.78	4.00 3.70	0.70 0.60	0.40 0.30
M6-1.0	11.00 10.73	5.00 4.70	0.75 0.60	0.40 0.30
M8-1.25	14.00 13.73	6.50 6.14	0.90 0.75	0.50 0.35
M10-1.5	17.00 16.73	8.00 7.64	1.15 0.95	0.65 0.50

<b>Description</b>	A six-sided, internally threaded fastener with three triangular weldable projections on the top surface of every other corner of the fastener. The threaded hole runs through the center and has a pilot for the entire circumference of the opening which extends above the top surface of the nut and above the projections. The remainder of the top surface of the nut is flat.	
<b>Applications/ Advantages</b>	This weld nut is designed to achieve two ends: (1) the pilot is self-locating so it can be used with an automated feeding mechanism; (2) when the nut is fully tightened, the pilot protects the internal threads from welding residue.	
<b>Material</b>	<b>Steel</b>	<b>Stainless</b>
	Class 8 Steel	A2 Stainless