


Type-BSD
Type-CSD

Self-Drilling

Self-Tapping Screws



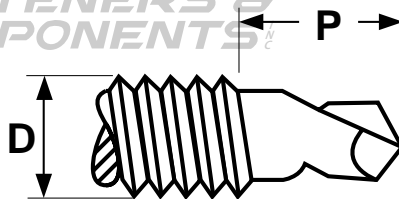
TYPE BSD SELF-DRILLING SCREW SELECTION CHART			
Nominal Screw Size	Point Number	Recommended Panel Thickness, in.	
		Min.	Max.
4	2	.035	.080
6	2	.035	.090
8	2	.035	.100
10	2	.035	.110
10	3	.110	.175
12	3	.110	.210
1/4	3	.110	.220

This table is only a guide and does not constitute a warranty of any type.

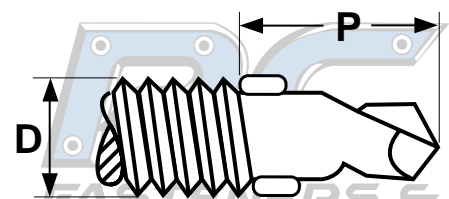
TYPE CSD SELF DRILLING SCREW SELECTION CHART	
Screw Size	Maximum Drilling Capacity*
10-24 x 3/4"	1/4" Plywood to .175 Metal
10-24 x 1"	3/8" Plywood to .175 Metal
10-24 x 1-1/4"	1/2" Plywood to .175 Metal
10-24 x 1-1/2"	1/2" Plywood to .175 Metal
10-24 x 1-7/16"	5/8 & 3/4" Wood to .175 Metal

*Drilling capacity may vary with type of material & hardness.

Type-CSD



Reamer with Wings (Type(CSD))



COUNTERSUNK STEEL SELF-DRILLING SCREWS, TYPE CSD									SAE J78
Nominal Size or Basic Screw Diameter		Threads Per Inch	D		P		Minimum Practical Nominal Screw Lengths, Countersunk Heads, Formed Points		Minimum Torsional Strength, lb.- in. (STEEL SCREWS ONLY)
			Major Diameter		Protrusion Allowance				
			Max	Min	#2 Pt	#3 Pt	#2 Pt	#3 Pt	
8	.1640	32	.1640	.1586	.162	.202	3/8	7/16	24
10	.1900	24	.1900	.1834	.193	.258	1/2	9/16	65
12	.2160	24	.2160	.2094	.223	.293	5/8	5/8	100
1/4	.2500	20	.2500	.2428	.275	.350	5/8	5/8	156

Description	<i>Reamer with Wings:</i> A Type CSD self-drilling screw with reaming wings located at opposite sides of the shank, below the threads and above the drill point. The 10-24 x 1 7/16 is the only size that is manufactured with wings.
Applications/ Advantages	May be used for drilling through wood over 1/2" thick and the metal surface behind it. The wings drill out a clearance hole in wood or other soft materials, then snap off when in contact with the metal surface to be drilled.
Mechanical & Performance Requirements	Same as other Type CSD self-drilling screws (see previous page).