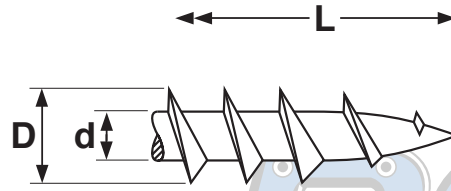
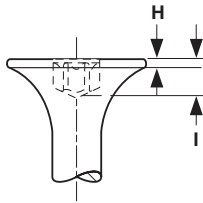
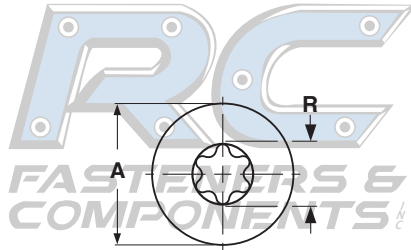


# DRYWALL & DECK SCREWS

Six-Lobe Bugle Head



## BUGLE SIX-LOBE COARSE THREAD DECK & DRYWALL SCREWS

Screw Size	Threads per Inch	A		D		R	H	I	Drive Size
		Head Diameter		Major Diameter		Recess Diameter	Head Side Thickness	Recess Penetration Depth	
		Max	Min	Max	Min	Ref	Max	Min	
6	10	0.347	0.315	0.154	0.142	0.132	0.031	0.049	T15
8	8	0.363	0.315	0.180	0.163	0.155	0.039	0.057	T20
10	8	0.363	0.334	0.210	0.189	0.178	0.039	0.067	T25
Tolerance on Length		Up to 3.15": ± 0.059"		3.189" to 4.724": ± 0.069"			4.764 to 7.874": ± 0.079"		
In the absence of a single industry standard for Deck Screws, these dimensions are offered as a guide; slight deviations are acceptable.									

Description	A bugle head screw with a six-lobe recess, spaced threads and extra sharp point.
Applications/ Advantages	For attaching wood trim or railing to fences. Type-17 point minimizes the chances of splitting wood. Stainless material offers superior resistance to corrosion. The square drive variety is preferred when greater torque is required during installation.
Material	Class 1018 - 1022 steel
Hardness	550 HV Minimum
Breaking Torque	#6: 23 Kg-cm min.; #8: 38 Kg-cm min.; #10: 60 Kg-cm min.
Finish	Screws are typically commercially passivated.