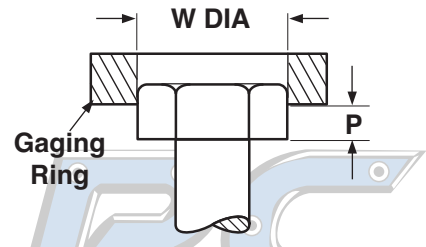
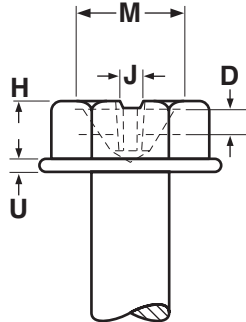
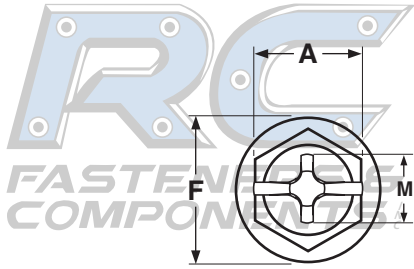


Hex Washer Combo
Hex Washer Square

HEAD DIMENSIONS

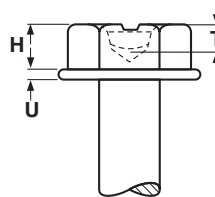

FASTENERS & COMPONENTS



COMBINATION HEX WASHER HEADS

ASME B18.6.3- 2013

Nom Size	A		H		F		U		J		D		P	M	Recess Penetrating Gaging Depth		Phillips Driver Size
	Width Across Flats		Head Height		Washer Diameter		Washer Thickness		Slot Width		Slot Depth		Protrusion Beyond Gaging Ring	Recess Diameter	Max	Min	
	Max	Min	Max	Min	Max	Min	Max	Min	Max	Min	Max	Min	Min	Ref			
6	.250	.244	.093	.080	.328	.302	.025	.015	.048	.039	.053	.033	.048	.148	.089	.064	2
8	.250	.244	.110	.096	.348	.322	.031	.019	.054	.045	.074	.052	.058	.168	.115	.090	2
10	.312	.305	.120	.105	.414	.384	.031	.019	.060	.050	.080	.057	.063	.178	.127	.102	2
12	.312	.305	.155	.139	.432	.398	.039	.022	.067	.056	.103	.077	.083	.247	.152	.127	3
1/4	.375	.367	.190	.172	.520	.480	.050	.030	.075	.064	.111	.083	.103	.277	.186	.161	3



SQUARE RECESS HEX WASHER HEADS

Nominal Size	A		C	H		B		U		M	T		Square Recess Size
	Width Across Flats		Width Across Corners	Head Height		Washer Diameter		Washer Thickness		Recess Diameter	Recess Penetration Gaging Depth		
	Max	Min	Min	Max	Min	Max	Min	Max	Min	Ref	Max	Min	
8	.250	.244	.272	.110	.096	.348	.322	.031	.019	.168	.085	.060	1

