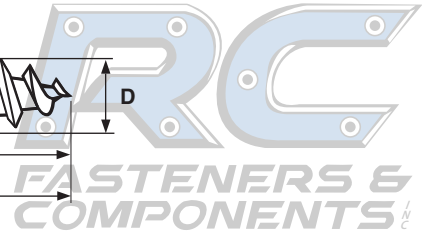
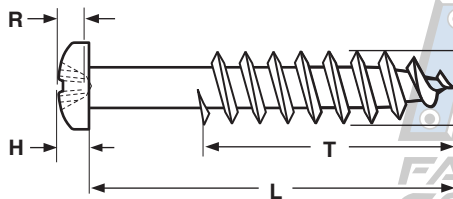
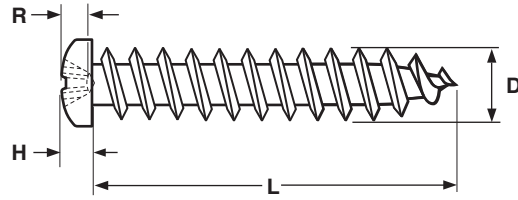
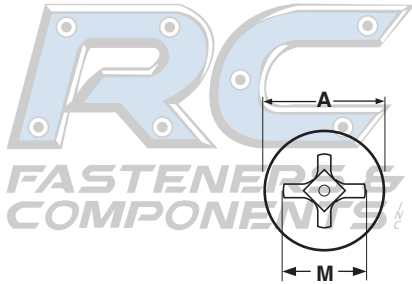


DEEP THREAD **Pan Head w/
Phillips Recess**



PAN PHILLIPS RECESS DEEP THREAD WOOD SCREW													
Nominal Diameter & Threads per Inch	A		H		R		M	D		T		Torque Kg/cm	Recess Size
	Head Diameter		Head Height		Recess Penetration Depth		Recess Diameter	Major Diameter		Threaded Length			
	Max	Min	Max	Min	Max	Min	Ref	Max	Min	L ≤ 1"	L > 1"	Min	
6-13	0.270	0.256	0.097	0.087	0.080	0.055	0.159	0.141	0.135	Full thread	2/3 thread	21	#2
7-12	0.296	0.281	0.106	0.096	0.089	0.064	0.170	0.154	0.148	Full thread	2/3 thread	28	#2
8-11	0.322	0.306	0.115	0.105	0.097	0.071	0.175	0.168	0.161	Full thread	2/3 thread	37	#2
10-9	0.373	0.357	0.133	0.122	0.113	0.089	0.192	0.194	0.187	Full thread	2/3 thread	55	#2
12-8	0.425	0.407	0.151	0.139	0.124	0.098	0.252	0.230	0.222	Full thread	2/3 thread	64	#3
Tolerance on Length	Up to 5/8"						± 0.03						
	Over 5/8 to 1.5"						± 0.05						
	Over 1.5 to 2.75"						± 0.06						
	Over 2.75"						± 0.09						

Description	An externally threaded fastener with a dome-shaped head, cross recess and a single lead thread. The shank has a reduced diameter and a single lead thread.
Applications / Advantages	The deeper thread design offers greater resistance to pull-out forces as compared to standard wood screws. Popular in fastening cabinet hardware.
Material	C1018 - 1022 case-hardened steel
Surface Hardness	Vickers 450 HV minimum
Case Depth	0.004" - 0.009"
Torque	See values in above table
Plating	See Appendix-A for plating information